



NOTTINGHAM CITY COUNCIL

AREA COMMITTEE EAST (A.C.E) DALES, ST ANN'S & MAPPERLEY

Date: Tuesday, 23 June 2015

Time: 6.00 pm

Place: LB41 - Loxley House, Station Street, Nottingham, NG2 3NG

Councillors are requested to attend the above meeting to transact the following business

Acting Corporate Director for Resources

Governance Officer: Noel McMenamin, Constitutional Services, Tel: 0115 8764304
Direct Dial:

AGENDA

Pages

- | | | |
|----------|---|----------------|
| 1 | APPOINTMENT OF CHAIR | |
| 2 | APPOINTMENT OF VICE-CHAIR | |
| 3 | APOLOGIES FOR ABSENCE | |
| 4 | DECLARATIONS OF INTERESTS | |
| 5 | MINUTES
Last meeting held on 10 February 2015 (for confirmation) | 3 - 16 |
| 6 | THE CHASE NEIGHBOURHOOD CENTRE
Presentation on handover of Centre to the Renewal Trust
(Cherry Underwood/Debbie Webster) | |
| 7 | WARD PERFORMANCE REPORTS - QUARTER 1
Report of Strategic Director for Commercial and Neighbourhood
Services | 17 - 28 |
| a | DALES WARD PERFORMANCE SUMMARY | 29 - 38 |
| b | MAPPERLEY WARD PERFORMANCE SUMMARY | 39 - 46 |

c	ST ANNS WARD PERFORMANCE SUMMARY	47 - 52						
8	NOTTINGHAM CITY HOMES Report of Chief Executive, Nottingham City Homes	53 - 72						
a	APPENDIX 1	73 - 76						
b	APPENDIX 2 - NOTTINGHAM CITY HOMES ENVIRONMENTAL SUBMISSIONS	77 - 78						
9	AREA CAPITAL FUND 2015/16 Report of Strategic Director for Commercial and Neighbourhood Services	79 - 88						
10	DELEGATED AUTHORITY PROJECTS Report of Strategic Director for Commercial and Neighbourhood Services	89 - 94						
11	DATES OF FUTURE MEETINGS To meet on the following dates at 6pm:							
	<table><tr><td><u>2015</u></td><td><u>2016</u></td></tr><tr><td>15 September</td><td>9 February</td></tr><tr><td>10 November</td><td></td></tr></table>	<u>2015</u>	<u>2016</u>	15 September	9 February	10 November		
<u>2015</u>	<u>2016</u>							
15 September	9 February							
10 November								

IF YOU NEED ANY ADVICE ON DECLARING AN INTEREST IN ANY ITEM ON THE AGENDA, PLEASE CONTACT THE GOVERNANCE OFFICER SHOWN ABOVE, IF POSSIBLE BEFORE THE DAY OF THE MEETING

CITIZENS ATTENDING MEETINGS ARE ASKED TO ARRIVE AT LEAST 15 MINUTES BEFORE THE START OF THE MEETING TO BE ISSUED WITH VISITOR BADGES

CITIZENS ARE ADVISED THAT THIS MEETING MAY BE RECORDED BY MEMBERS OF THE PUBLIC. ANY RECORDING OR REPORTING ON THIS MEETING SHOULD TAKE PLACE IN ACCORDANCE WITH THE COUNCIL'S POLICY ON RECORDING AND REPORTING ON PUBLIC MEETINGS, WHICH IS AVAILABLE AT WWW.NOTTINGHAMCITY.GOV.UK. INDIVIDUALS INTENDING TO RECORD THE MEETING ARE ASKED TO NOTIFY THE GOVERNANCE OFFICER SHOWN ABOVE IN ADVANCE.

NOTTINGHAM CITY COUNCIL

AREA COMMITTEE EAST (A.C.E) DALES, ST ANN'S & MAPPERLEY

MINUTES of the meeting held at LB41 - Loxley House, Station Street, Nottingham, NG2 3NG on 10 February 2015 from 18.06 - 19.38

Membership

Present

Councillor Emma Dewinton
Councillor Rosemary Healy
Councillor Sue Johnson (Chair)
Councillor Gul Nawaz Khan (Vice Chair)
Councillor Neghat Nawaz Khan
Councillor Dave Liversidge
Councillor David Mellen

Absent

Councillor Jon Collins
Councillor Thulani Molife
Janet Summers

Colleagues, partners and others in attendance:

Richard Brown	- Friends of Colwick Woods LNR
Wendy Honeyman-Smith	- Sneinton Alchemy
Cynthia James	- Gains TRA
Deborah Main	- STANNRA
Noel Martin	- Whittier Prittier
Andrea Stone	- City Heights
David Towers	- Mapperley Park Resident's Association
Nick Waldram	- Notts Police
Peter Wright	- Stop TRA Group
Martin Barradell	- Assistant Community Sport Officer, Nottingham City Council
Fi Cusick	- NDO Mapperley Ward, Nottingham City Council
Greg Foister	- NDO Dales Ward, Nottingham City Council
Michelle Graley	- NDO St Ann's Ward, Nottingham City Council
Martin Harris	- Parks Technical Officer, Nottingham City Council
Dorothy Holmes	- Locality Manager, Nottingham City Council
Siobhan Reilly	- Tenant and Leaseholder Involvement Officer, Nottingham City Homes
Mark Sunderland	- Environmental Manager, Nottingham City Council
Kristian Murden	- Tenancy and Estates Manager, Nottingham City Homes
Hassan Ahmed	- Principal, City College Nottingham
Kevin Rowland	- Operations Manager, City College Nottingham
	-
Rav Kalsi	- Senior Governance Officer, Nottingham City Council
James Welbourn	- Governance Officer, Nottingham City Council

37 APOLOGIES FOR ABSENCE

Cllr Collins – unwell
Jean Brennan
Peter Henson

38 DECLARATIONS OF INTERESTS

None

39 MINUTES

The Committee confirmed the minutes of the meeting held on 18 November 2014 as a correct record and they were signed by the Chair.

40 CITY COLLEGE NOTTINGHAM

Hassan Ahmed, Principal of City College Nottingham (CCN) delivered a presentation to the Committee and highlighted the following information:

- (a) as well as preparing people and getting them back into work, City College Nottingham are engaging with young people outside of work. One of the ways in which they do this is through sport;
- (b) within the skills development provision, there is the opportunity to take courses right up to Level 3, a supervisory level. Anyone using the service must have a Level 1 provision;
- (c) CCN will go to an employer's site to deliver apprenticeships. A range of vocational courses are offered;
- (d) The following are offered under the title of 'Special Projects':
 - (i) **Alternative Provision** – aimed at 16 year olds, who will be sent out on courses by their schools
 - (ii) **European Projects** – some citizens cannot access publicly funded programmes for their first three years of residency
 - (iii) **Empty Homes** – work with landlords to refurbish properties
 - (iv) **Youth Programme** – supported by Nottingham City Council;
- (e) enrolments are highest in the 25-40 age group, with the ethnic profile spread evenly . By ward, Dales provides the highest number of students, with the lowest intake coming from Mapperley;

Following questions and comments from the Committee, the following information was provided:

- (f) students have always been evenly distributed by ethnic background. Across the three wards, Mapperley has the lowest number enrolled. Hassan reported that the college has capacity for more students;

RESOLVED to note the presentation and thank City College Nottingham;

41 NOTTINGHAM JOBS PLAN

Kevin Rowland, Operations Manager at City College Nottingham (CCN) delivered a presentation to the Committee and highlighted the following information:

- (a) a target of engaging with 175 people has been set, with 123 to be in training, or other provision. This is a two year programme aimed at the whole of Area 6.

Out of 14 people that started the programme, 3 have gone onto further education;

Following questions and comments from the Committee, the following information was provided:

- (b) no target has been set for individual wards. CCN will work with area officers if any particular area needs additional help;
- (c) although CCN often goes out to sites of employers, it can be approached 5 days a week at its main campus on Carlton Road. CCN felt that it was easier to go out to residents, as many individuals will not travel;
- (d) Greg Foister, NDO for Dales was interested to see the provision in the Dales ward, and also wanted to emphasise the real need to focus on youth unemployment in Sneinton Dale within the Pakistani/Kashmiri community.

CCN were happy to work on this issue with Nottingham City Council. In addition, they took Greg's comments on board regarding the provision at the Surestart building at 144 Sneinton Dale;

- (e) the aim is to get people into sustained jobs, rather than temporary employment. There are also the apprenticeships, which will be for one year. Once in work, people are monitored and a line of contact is kept open, with further guidance being offered;
- (f) CCN are aware of generational poverty issues affecting white males for deprived backgrounds. The Construction Programme has a good level of uptake from this particular demographic;

RESOLVED to note the plan and thank representatives from City College Nottingham for their contribution;

42 FIT IN THE COMMUNITY

Martin Barradell, Assistant Community Sport Officer at Nottingham City Council, and Siobhan Reilly, Tenant and Leaseholder Involvement Officer at Nottingham City Homes (NCH), delivered a presentation to the Committee and highlighted the following information:

- (a) FIT in the Community is a 3 year Sport England project, and tries to address what factors are stopping people from being active. Age groups are broken down in 14-25 years, 26-59 years, and 60+;
- (b) NCH have started work in the St Anns ward. A consultation plan is being put together to find out who lives in the area, and what it's makeup looks like;
- (c) delivery stage of the project will be from April 2015, for a period of six weeks. After this point, groups that have developed during this six week period should be sustainable, and be run by volunteers from the local community. The volunteers will be NCH tenants;
- (d) there are currently very few NCH tenant groups in the Dales ward. More conversations need to be held between the NDO for Dales, and Martin Barradell and Siobhan Reilly. The week of action in June on NCH estates in the Dales ward represents a good opportunity to promote FIT in the Community to these specific residents.

New tenant and resident associations could be set up in the upcoming months;

- (e) training is currently limited to NCH tenants, but there could be opportunities to engage with other groups, such as City College Nottingham, in the future;

RESOLVED to thank representatives from Nottingham City Council and NCH for their presentation;

43 VICTORIA PARK & ST MARY'S REST GARDEN

Martin Harris, Parks Technical Officer at Nottingham City Council delivered a paper on Victoria Park and St Mary's Rest Garden to the Committee and highlighted the following information:

- (a) Kingdom Hall does not fall within this proposal. Talks are ongoing regarding its status, but nothing has been finalised; the hope is that it will be put back into use;
- (b) although this proposal falls under Section 106 funding, more industrial developments would not necessarily meet the same criteria;

RESOLVED to:

- (1) note and support the proposals for the park improvement projects at Victoria Park and St Mary's Rest Garden;**
- (2) approve the allocation of £39,846.01 from Section 106 funding (Marco Island 14/01696/PFUL3) for improvements to Victoria Park and St Mary's Rest Garden;**
- (3) request a report to follow on Section 106 funding at a future meeting;**

44 NOTTINGHAM CITY HOMES UPDATE

Kristian Murden, Tenancy and Estate Manager at St Ann's Housing Office, presented the report of the Chief Executive of Nottingham City Homes (NCH) outlining key performance updates on programme and environmental issues, highlighting the following:

- (a) the works at the Victoria Centre are due to finish at the end of February;
- (b) an additional £640.43 was tabled for Hungerhill Road for the installation of two concrete bollards, and returfing;

RESOLVED to:

- (1) note the contents of the report set out in appendices 1 and 2;
- (2) approve the Area Capital Programme Schemes for Dales, Mapperley and St Ann's wards as set out in below;

Area	Name	Cost	Details
St Ann's	Alison Walk	£2,240	Meshing required 1/3 up the fencing to stop rubbish being blown into gardens
St Ann's	1 Lupin Close	£10,880	To put up a 6ft wooden fence against the railings, from the inside boundary wall upwards and length wise from the top of the steps all the way down to the bottom where the back gate is.
St Ann's	Thomas Close Fencing	£1,466.52	Replace old fencing. Replace with standard fencing that the rest of Thomas Close has.
St Ann's	Duncombe Close	£3,434	Supply wooden fencing to the rear of 86 Duncombe

			Close to match existing fencing on the opposite block
St Ann's	Windmill Close	£775	To fit wooden 6ft screen gate with internal bolt to alleyway at entrance to 3-5 Windmill Close
St Ann's	Rodel Court	£9,244.29	Install locked barrier at the entrance to the car park
Dales	Hermitage Caves	£19,862	To open up the front elevation of the caves that face onto the pathway and road
Dales	Newark Crescent	£1,500	Subject to consultation with residents, project management plan and a schedule of works, install steel bollards along grass bank to avoid illegal parking
Dales	Mill View Close	£11,025	The Mill View Close work has been priced and is only an estimate. This is to resurface the parking bays, clear and unblock the drain, rebuild the small dwarf wall, fit railings 1.8m to the wall and down the side to the bottom boundary wall, with a gate

			across from the path. Clear and tidy around the shrub area with bark infill to tidy area around the trees
Dales	Bewick Drive	£37,400	Subject to consultation with residents, project management plan and a schedule of works – improve parking at bottom of Bewick Drive
Dales	Shelford Rise/Skipton Circus	TBC	Environmental improvements to the rear of properties
Dales	Bewick Drive	£4,600	Subject to consultation with residents, project management plan and a schedule of works – hardstandings at Bewick Drive to enable old garage site to be used for parking
Mapperley	Pearmain Drive Fencing	£7,347.20	Prune back the trees that overhang the fence line to prevent branches to be used as a means of climbing over the fence. High level of support from Nottinghamshire Police Local Councillors and NAT for this

			action to prevent repeat of serious incident on Thorneywood Mount in Dec 2013
Mapperley	Byford Close H Bars	£525.26	Replace/repaint the worn out white H bars located at the front of the off road parking driveways on Byford Close Mapperley. Requested by Cllr Dewinton in response to a complaint raised with Chris Leslie MP from a resident of Byford Close
Mapperley	Pearmain Drive Gate	£758.48	Reduce crime and anti-social behaviour. 10 keys to be cut, with one as a master key
Mapperley	Warton Avenue Fencing	£19,917.97	Remove garden and building spoil from the garden of 47 Warton Avenue. Erect a 6ft close board fence and concrete fence posts and install gravel boards to provide a retaining wall to different levels. To provide privacy and a substantive boundary between 47 and 49 Warton Avenue
St Anns	Hungerhill Road	£640.43	to install two

			concrete bollards and re-turf
--	--	--	--------------------------------------

45 WARD PERFORMANCE

Michelle Graley, Neighbourhood Development Officer (NDO) for St Ann's, Greg Foister, NDO for Dales, and Fi Cusick, NDO for Mapperley, introduced the Strategic Director for Commercial and Neighbourhood Services' report providing summary updates on key themes within the Nottingham Plan 2020 for Quarter 3 2014/15, highlighting the following:

St Ann's

- (a) there are public meetings in the St Ann's ward on 25 February 2015; 4, 16, 31 March 2015, and 7, 15, 28 April 2015;

Dales

- (b) there is a year on year increase in burglary and anti-social behaviour in the Dales ward. The Police are responding to this with the use of the ASB car, and an increase in numbers of Community Protection Officers (CPO). Mill Park has been identified as an area that needs focusing on;
- (c) the increase in instances of dog fouling could be due to more people now reporting these incidents. In addition, the silver bins within the ward are going missing.

Dales ward fared well on the cleanliness index;

- (d) NDO's are shaping the delivery of employment offers in wards, through conversations on the Youth Contract;

Mapperley

- (e) cleanliness score was above the required level. In addition to this, fly-tipping hotspots in the ward are being discussed;
- (f) rough sleeping issues are being progressed as a priority;

RESOLVED to note the Ward Performance for Quarter 3 2014/15.

46 AREA CAPITAL FUND 2013/15

Greg Foister, NDO for Dales, introduced the Strategic Director for Commercial and Neighbourhood Services' report detailing the latest spend proposals under the Area Capital Fund, including highways and footways, subject to the following additions:

- (a) Residents Parking Scheme for Raglan Close, Westville Gardens, and Courtenay Gardens totalling £20,000;
- (b) Public Realm Scheme totalling £16,062 at King Edwards Park Football Field;

RESOLVED to

- (1) note that the following money is available:

Dales	£0
Mapperley	£1,950
St Ann's	£65,743

- (2) approve the following new schemes:

Dales Public Realm Schemes:

<u>Location</u>	<u>Type</u>	<u>Estimate</u>	<u>Details</u>
Watson Avenue/Bentley Avenue	Signage	£900	Road signs to highlight changes to road features
Watson Avenue	TRO	£5,500	TRO to address parking issues on Watson Avenue
Dales Ward bins	Litter bins	£2,200	Installation of six litter bins at identified sites in the Dales Ward

Mapperley Public Realm Schemes

<u>Location</u>	<u>Type</u>	<u>Estimate</u>	<u>Details</u>
Mapperley Road Parking	Study	£1,500	Analysis of parking restriction options in the Mapperley Road area
St Judes Avenue	SNP	£900	Provide new street name plates on St Judes Avenue incorporating 'No Through Road' sign and dispose of old signs
Mapperley Ward	Road safety	£1,500	Preliminary

schools			analysis of road safety improvements around schools in the ward
Ransom Road	Feasibility study	£1,500	Study to determine options for traffic calming features and signage around the approach to Querneby Road junction where children exit from Walter Hall School
Gorsey Road Allotments	Security	£800	Provision of additional security measures at Gorsey Road Allotments
Mapperley Park Drive	SNP	£200	Provision of wall-mounted street name plate at the corner of Mapperley Park Drive with Redcliffe Road

St Ann's LTP schemes

<u>Location</u>	<u>Type</u>	<u>Estimate</u>	<u>Details</u>
Beacon Hill Rise/Robin Hood Street 2	Parking	£12,600	Extended road safety measures associated with new zebra crossing
Residents parking scheme in Raglan Close, Westville Gardens, and Courtenay Gardens	Parking	£20,000	The funding will be sufficient to cover some sort of restriction for Cranmer Street, Conway Close and Cardigan Close (which is also the only available parking for

			Lorne Walk).
--	--	--	---------------------

St Ann's Public Realm Schemes

<u>Location</u>	<u>Type</u>	<u>Estimate</u>	<u>Details</u>
The Chase/Abbotsford Drive	Planters	£1,985	Programme of clearing planters and beds on The Chase and Abbotsford Drive for refurbishment and replanting
Heather Close	Hand rails	£495	Provision of hand rail on steps leading from Heather Close to Lavender Walk
King Edward's Park	Football Field	£16,062	supply machines to re-grade the field (79M X 52M). Applying topsoil(100m deep) and mixed grass seeds and fertiliser to whole area

47 DELEGATED AUTHORITY PROJECTS

Greg Foister, Neighbourhood Development Officer, presented the report of the Strategic Director for Commercial and Neighbourhood Services, detailing decisions made under delegated authority within Dales, Mapperley and St Ann's.

RESOLVED to note the actions taken under delegated authority, as follows:

<u>Dales Ward</u>	<u>Cost</u>
Half Term holiday programmes	£4,000
Contribution towards the Festival	£2,500
Bloom project	£250
Prittier Whittier planting day 2014	£1,200
The Renewal Trust Nott Just Ballet	£500
Friends of Greens mill workshops	£500
Area Committee support cost	£500
Replenishing Dales Ward grit bins	£500

Eid and Christmas lights and Tree 2014	£6,000
Oak Dale Road planter 2014	£237
Oliver Hind Youth Club 2014	£790
Drug dealing and misuse in Area 6 (Dales Ward)	£250
Growing Spaces 2014	£810
Sneinton Week of Action 2014	£500
Sneinton Library Breakfast Club 2014	£200
South of Nottingham Volunteer Awards 2014	£529
Sneinton FC 2014	£500
Sneinton Library Xmas Party 2014	£100
Sneinton Community Café	£1,000

Mapperley Ward

No allocations this quarter

St Ann's Ward

Cost

St Ann's Allotment	£2,942.50
St Ann's Advice Group – food bank	£1,000
St Ann's & Sneinton Market Christmas lights switch on 2014	£7,500
St Ann's The Chase Luncheon Club – Christmas event 2014	£500
Christmas tree light events 2015 (St Ann's and Sneinton Market)	£7,500
St Ann's The Chase Luncheon Club – Christmas Event 2015	£600
St Ann's Week of Action	£1,500;

This page is intentionally left blank

Title of paper:	WARD PERFORMANCE REPORTS - Q1	
Director(s)/ Corporate Director(s):	Andy Vaughan Strategic Director Commercial and Neighbourhood Services	Wards affected: Dales St Anns Mapperley
Contact Officer(s) and contact details:	Dorothy Holmes Locality Manager 0115 8839804 dorothy.holmes@nottinghamcity.gov.uk Greg Foister Neighbourhood Development Officer – Dales Ward 0115 8839807 greg.foister@nottinghamcity.gov.uk Fi Cusick Neighbourhood Development Officer – Mapperley Ward 0115 8839728 fi.cusick@nottinghamcity.gov.uk Michelle Graley Neighbourhood Development Officer – St Ann's Ward 0115 8839808 michelle.graley@nottinghamcity.gov.uk	
Other officers who have provided input:	Dave Halstead Head of Neighbourhood Operations and Deputy Director of Commercial & Neighbourhood Services Dave.Halstead@nottinghamcity.gov.uk Christine Oliver Senior implementation Manager Crime and Drugs Partnership Christine.oliver@nottinghamcity.gov.uk	

Relevant Council Plan Strategic Priority:	
Cutting unemployment by a quarter	<input type="checkbox"/>
Cut crime and anti-social behaviour	<input type="checkbox"/>
Ensure more school leavers get a job, training or further education than any other City	<input type="checkbox"/>
Your neighbourhood as clean as the City Centre	<input type="checkbox"/>
Help keep your energy bills down	<input type="checkbox"/>
Good access to local transport	<input type="checkbox"/>
Nottingham has a good mix of housing	<input type="checkbox"/>
Nottingham is a good place to do business, invest and create jobs	<input type="checkbox"/>
Nottingham offers a wide range of leisure activities, parks and sporting events	<input type="checkbox"/>
Support early intervention activities	<input type="checkbox"/>
Deliver effective, value for money services to our citizens	<input type="checkbox"/>

Summary of issues (including benefits to citizens/service users):
<p>The ward performance reports provide updates on key issues and themes which link back to local priorities addressed by Neighbourhood Action Teams and the strategic themes in the Nottingham Plan 2020. The reports provide summary updates on the following key themes:</p> <ul style="list-style-type: none"> • Ward priorities • Community engagement • Finance • Safer theme - Crime and anti social behaviour (ASB) • Neighbourhood theme – Cleansing and Environmental issues • Working theme - Unemployment rates • Housing • Community Protection • Fire • Health Theme – local health priorities

Recommendation(s):	
1	Area Committee note and comment on the Ward Performance Reports for quarter 1 2015/16.

1 **REASONS FOR RECOMMENDATIONS**

- 1.1 Ward performance reports provide a descriptive and statistical picture of what is happening at a ward level and invite community representatives to comment, debate, and challenge and identify how they can add value to improve their neighbourhoods.
- 1.2 Ward performance reports also monitor progress in the wards and act as a catalyst for debate about the key performance issues impacting upon the ward on a quarterly basis.

2 **BACKGROUND (INCLUDING OUTCOMES OF CONSULTATION)**

- 2.1 Neighbourhood Working has been important for a number of years in Nottingham as a means of engaging better with citizens and to drive forward service improvement.
- 2.2 The Nottingham Plan has a goal that 'public service delivery will be better integrated and appropriately devolved, ensuring more accessible and responsive services for all and giving residents more control over what happens in their neighbourhoods'; the Ward Performance reports help to support this.
- 2.3 The Ward Performance Reports captures work at a local level to support the Nottingham Plan; it is a short summary of key updates on priorities and issues in the ward. More detailed implementation plans sit behind the report such as the Ward Action Plan, Neighbourhood Action Team's Action Log, Crime Drug Partnership (CDP) plans and other partner's implementation plans.
- 2.4 The Ward Performance Reports are co-ordinated by Neighbourhood Development Officers every quarter, with the data analysis undertaken by the CDP.
- 2.5 The following brief summary by the respective Ward NDO highlights the key issues:

Ward: St Ann's – NDO: Michelle Graley

The NAT Team are currently in the process of arranging the St Anns Week of Action. The theme will be a round the environment and the promotion of positive individuals and groups in the area. Strap line will be 'Spirit of St Anns' and will take place week commencing 28th September 2015. We would like to encourage local schools and young people to take part in making this week one of success.

Safer Theme – Criminal Damage, Violence & Dwelling Burglary

Domestic Violence Update

Over the coming year we anticipate an increase in domestic violence crimes compared to the same period the previous year. This is due to the new concentrated project working within St Anns See St Anns Ward Priorities

- Continue awareness raising campaign
- Provide training for community organisations
- Encourage all staff working in the ward to access Equation training.
- Ensure availability of black and red cards in all public venues.
- Provide specialist support in to Social Care and Family support teams to enable case holders to achieve better outcomes with families and children.

Provide networking opportunities for staff working in the ward to ensure better joint working.

Overall Crime

St Anns All Crime is up by 8% from 2013/14 from 283 to 306 in 2015/16. Year to date up by 23.

ASB

Continues to increase at 14%. Qtr 4 – figures show 2013/14 - 201 to 230 in 2015/16. Year to date up by 29.

Neighbourhood theme – Cleansing and Environmental issues

- The Banks project is now completed, apart from Truman Close Truman Close which will be
- The St Anns NDO along with Cllrs and Partners has compiled a St Anns Improvement Plan for the Public Realm, Carriageways, and Footpaths across the area.
- Raised beds throughout St Anns have the same planting as the Banks and are now in place
- A number of Carriageways are in the process of either being done or will be carried out by 15th June 2015. These include Hungerhill Road to Ransom Road. St Anns Valley Road, Rushworth, Luther Close, Elgar and Britten Gardens.
- NDO and Councillors have progressed an Area Capital scheme of works across the area
- Continue to work on the Drug dealing and Needle misuse areas with St Ann's Ward to tackle as part of the Nat's Task & Finish Group. A pilot scheme is in the process of being implemented in spring 2015. We hope to see the impact ready to be reported November 2015
- The Cleanliness score for St Anns are consistently showing above 86 baseline average. Fly tipping and Graffiti are also showing a down hill trend. Whilst Dog Fouling remains at an all time high year to date. The priority for the NAT's will be to discuss the plan with CPO's to tackle hotspots and campaign to encourage responsible dog ownership during the St Week of Action.

Community engagement

- 12 x Public Meetings. To date issues that local residents have brought to the St Anns Councillors attention have been around Offending Trees, Commuter Parking & ASB which has included residents identifying hotspot area. The local community in attendance, raised concerns regarding the proposed closure of the front counter in St Anns. I'm pleased to report that this has had no real impact on the quality of services from St Anns Police Station.
- Commuter and poor parking remains an issue and as a result, the St Anns Councillors and NDO are listing priority areas and working with Traffic Management to resolve some of the worst affected areas through a phased approach.

Financial Inclusion & Unemployment

St Anns Councillors are very keen to ensure clear targeted work in their ward to support the unemployed back into work, with a focus on the under 25s, the over 50s and the long term unemployed. They are also keen for support on financial inclusion and help with basic financial management, e.g. access to bank accounts, best online deals for fuel, avoiding high cost lenders

Nottingham City College are currently planning a jobs fair that will be held on their site on Carlton Road. Details to follow

No local monitoring Data has been received at the time of writing this report to assess the effectiveness of this programme against agreed targets.

Local Issues Public Meetings schedule and Ward Walks

Dates, venue and Times to be agreed

2.6 Ward: Dales – NDO: Greg Foister

Safer Theme - Crime and anti social behaviour (ASB)

Crime –

From Ward data figures for April – The first month of the new recording year

Burglary in dwelling is up by 2 from same time last year (7-5) looking at the offences, of the seven, 1 was by a tenant, 1 was by an ex-partner, 1 was by flat mate. Of the remaining 4, 3 were attempts and 1 was where property was stolen.

Burglary Other – No issues have been identified, only 1 offences in April which was a shed in a premise on the Industrial Estate.

Vehicle Crime – 4 offences (down from 12 last April) TWOC by daughter, a stolen motorbike, an unlocked car and petrol from a car.

There is an Increase in Violence and Public Order offences which mirrors the increases over the year. This increase is down to crime recording issues rather than increases in violent incidents per se. As can be seen over half the violence is accounted for by DV. No other issues re this other than an increased number of reports re problem residents. This is being Pro-actively dealt with and the next NAT will be addressing how we can respond to this in the local community. . Public Order offences – 1 is DV harassment, 1 is police generated for urinating in the street, 1 is an affray involving people known to each other.

Criminal Damage – Reduced 21-13 offences from same time last year.

Sexual Offences – 4 in April, 2 historic, 1 following a search of a house, 1 involving sex in a public place.

Other issues impacting on the current data May 2015 –

Co-op – is experiencing an increase in shop thefts, Colwick Car Boot - Has an increase in purse dipping; mobile phone theft and fraud offences – There is a local patrol plan in place to address this

ASB –

No issues with on street ASB. Hotspot patrol areas remain the Greenway Park and the usual areas of Boulevard/Kentwood etc. We have increased reports of off road bikes on Colwick Country Park (3 on same day) The CP services are currently assessing options with regards to how we deal with this.

Community Protection -

In April Sneinton/Dales CPOs dealt with the following

Fixed Penalty Notice Issued- 9. Dog Fouling Operation -2. Alcohol Confiscations- 21. Businesses visited and Trade Waste License checked- 13. Scrap metal licenses checked/ scrap metal removed- 2. Community Protection Visit to residents addresses- 40. Councillor Casework items dealt with- 101. License checks- 4. Environmental Audit – 0. Calls to the ASB helpline- 131. Formal warning issued for untidy garden (LBA)-94. Graffiti Reported and Removed- 34. Messy gardens identified for remedial work- 68. Fly tips reported for removal- 82. Noise visits- 85. Intelligence submitted- 132. Letter s/ leaflets delivered to residents regarding local matters- 173. Fly posting - 124

The NAT has asked that these figures be explored in more detail to better understand the problem we have and to assist with the allocation of resources. This should be reflected in the NAT priorities presented to the September 2015 Committee.

Neighbourhood theme – Cleansing and Environmental issues

The Dales Ward compares well generally in the area of cleanliness. The data supports local concerns regarding the problems of Dog Fouling, fly tipping, bins on streets and the perception of general cleanliness.

The NAT priorities are currently being reviewed and will reflect these concerns. Hot Spots for Dog Fouling, fly tipping and bins on street, are being identified and are currently being reviewed. In addition to this we are currently identifying the most problematic ally ways with a view to joint work between members of the NAT led by CP services. The Dales has recently purchased a new mobile camera which will be used as part of out work to address these issues

The Neighbourhood Operations Manager and his team (Street Scene) are working to improve the average bench mark and address seasonal issues. Hotspot streets for litter, bin contamination and fly tipping are being reviewed with a view to setting new NAT priorities. As above the Dales has recently purchased a new mobile camera which will be used as part of out work to address these issues

The standard of our playgrounds and parks, along with the safety on our roads remains a concern for local people and local Cllrs. A number of schemes have been funded out of Area Capital monies to improve road users and pedestrian safety These schemes are currently being programmed. Cllrs have committed ACF monies to the development of the Greenway Park, along with working with Parks to submit a WREN bid. This bid has been successful and work to consult and implement the improvements is being planned.

The Windmill park has been identified by resident and Cllr, supported by CP and the Police as an area of concern for drug usage and vandalism. Cllrs have hosted a park summit to look at the issues, Parks are working with the users of the windmill park to write a new management plan. Area 6 NDOs have developed with partners a focused project to tackle drug dealing and misuse in this park, supported by Cllr funding. This park remains a significant priority for the NAT.

Community engagement

Local Cllrs have a series of Ward Walks and Local Issues meeting planned for 2015/16. New times for some of the ward walks are being planned at the end of a working day. The detail of this can be found in the appendix to this report. The Neighbourhood action team are seeking two joint patch walks with NCH as part of this activity.

The local police are starting a new initiative called 'street by street' this is an opportunity for the police and community protection staff to meet local people. In addition the local police team are piloting a web based meeting.

The current review of the NAT priorities reflect the need to deal with a number of local problems raised by residents in the last period. They will build on the work that has been achieved over the last year. The priorities have been drawn together as a result of listening to local people in a number of forums and looking at the data available. As a result the priorities whilst broadly set out under themes, seek to identify specific locations that need prioritising where it can or specific cohorts of residents that need focusing on. The NAT has now moved its meetings to MCO and will take to the street 3 times a year; to both increase its engagement activity and check its assumptions.

As part of the Sneinton week of Action this year (w/c 13th July) there will be a family event on the Friday afternoon and awards for the best gardens. The week of action seeks to act on the issues raised by local residents so in addition to the community events, residents will be involved in the garden awards. Work is currently underway to organise a citizens litter pick, lead by STARA and the screening of an open air film.

Working theme – Unemployment

The contract for providing youth employment work in the Area has been awarded to Nottingham City College. Currently provision is being delivered out of the Greenway Centre. The NAT and the NDO has asked that future work be delivered where possible from premises on Sneinton Dale to ensure that those young people who do not easily access these services have that opportunity.

Nottingham City College are currently planning a jobs fair that will be held on their site on Carlton Road. Details to follow.

The NDO is currently seeking the engagement of the Economic Development Team as the NAT priorities as due for review. All Data suggests that young people, 50+ and long term unemployed are our priority groups to focus on. Evidence also suggests that we have a very diverse make up of unemployed people. Future priorities will need to reflect delivery elements to focus on these groups.

No local monitoring Data has been received at the time of writing this report to assess the effectiveness of this programme against agreed targets.

Family and Community Team

The reviewed NAT priorities will reflect not only the universal provision provided by the Family and Community Teams, but also the contribution of these teams to the wider priorities of the Area. For example there contribution to work on DV, sexual exploitation, there contribution to work with young people around pre employment activity and health and ensuring that identified young people in relationship to targeted provision are taken to the VPP.

The NAT is currently seeking the further involvement of the family and community team and the Local Area Partnership in its work.

Health

The Health team have identified Ward based health priorities and have now provided the LM team with localised data. They have also provided the LM team with an up to date list of local service provision. Further discussion with the Health Team are being held to review the health priorities of the NAT and to look at the day to day business of tackling health in the Ward in line with the new strategic health plan.

Consultation planned

(Please see the appendix of this report for details of local issues meetings, Ward Walks, Budget Consultation).

2.7 Ward: Mapperley – NDO: Fi Cusick

Safer Theme - Crime and anti social behaviour (ASB)

- Auto crime remains a priority policing issue and statistics are down on this time last year – 10 incidents in April 2015. The statistics show that Mapperley Ward has dropped out of the top 3 for vehicle crime.
- Burglaries – figures show a steady reduction year to date – 10 incidents in April 2015.
- Criminal Damage and Arson – same as year to date – 12 incidents in April 2015.
- Sexual offences – shows a slight increase in reported issues – 4 incidents in April 2015.
- Domestic Violence and Hate Crime have both seen a slight increase year to date – 14 incidents in April 2015.
- The Prostitution Task Force report that levels remain at a constant low with girls now working on Forest Road East instead.
- The CCTV camera on Elm Bank remains fully operational and is working well.

Community Protection

In April 2015, Mapperley CPOs dealt with the following;

Fixed Penalty Notice Issued- 10

Dog Fouling Operation -2

Alcohol Confiscations- 3

Businesses visited and Trade Waste License checked- 6

Scrap metal licenses checked/ scrap metal removed- 0

Community Protection Visit to residents and businesses- 36

Councillor Casework items dealt with- 74
 License checks- 0
 Environmental Audit – 0
 Calls to the ASB helpline- 75
 Formal warning issued for untidy garden (LBA)-15
 Graffiti Reported and Removed- 20
 Messy gardens identified for remedial work- 39
 Fly tips reported for removal- 24
 Noise visits- 29
 Intelligence submitted- 3
 Letter s/ leaflets delivered to residents regarding local matters- 45
 Fly posting -35

Neighbourhood theme – Cleansing and Environmental issues

- City Services continue to respond to litter and fly-tipping issues raised by residents and Councillors and cleanliness levels remain very good – score index of 90 for April 2015.
- Both levels of fly-tipping and graffiti have shown significant reductions in April 2015.
- The garden maintenance programme is due to start in June
- Work is taking place to progress Area Capital Schemes and NCH environmental schemes.

Working theme – unemployment

- Data suggests that Young People, 50+ and long-term unemployed are our priority
- No local data is available at this time of the Youth Contract programme which aims to get 16-24 year olds into employment.
- City College to hold a job fair on 8th July, 10-4 @ City College, Carlton Road.

Ward Priorities

- It is intended that these will be reviewed through the NAT and rewritten over the next couple of months

Community engagement

- St Ann's Armed Forces Day event – 20th June 2015, 12-5pm at Mapperley Sports Village
- Party on the Park 2015 – Coppice Park 7th August, 12-6pm
- Environmental Volunteering Days – contact John Simpson, Park Ranger 07971 880991
 13th June 2015 – 10-12
 18th July 2015 – 10-12
 19th September 2015 – 10-12
 17th October 2015 – 10-12
 21st November 2015 – 10-12

Consultation planned

- Ward Forum dates;
tbc
- **Ward Walks**
tbc

South Locality Board

1. The relationship between Neighbourhood Action Teams, Council Area Committees, Locality Boards, CDP Executive and CDP Board has unfortunately not worked as well as hoped, even after several reviews and changes to Locality Board Leadership and focus. There are many reasons for this.

2. What is important is to maintain effectiveness on outcomes and use existing partnership energy and resource as well as possible with a clearer and more limited focus. To that end, regular Locality Board meetings will cease. Special meetings for special issues can be convened at any time, as different partners feel appropriate.
3. To focus attention on high priorities for the City, locality and neighbourhoods on community safety matters (potentially crime, ASB, drugs and alcohol misuse) a new arrangement is proposed which is to: Establish a priority tasking team which will meet centrally monthly .

3 OTHER OPTIONS CONSIDERED IN MAKING RECOMMENDATIONS

3.1 None

4 FINANCIAL IMPLICATIONS (INCLUDING VALUE FOR MONEY/VAT)

4.1 None

5 RISK MANAGEMENT ISSUES (INCLUDING LEGAL IMPLICATIONS AND CRIME AND DISORDER ACT IMPLICATIONS)

5.1 None

6 EQUALITY IMPACT ASSESSMENT

Has the equality impact been assessed?

Not needed (report does not contain proposals or financial decisions) ✓

No

☐

Yes – Equality Impact Assessment attached

☐

Due regard should be given to the equality implications identified in the EIA

**7 LIST OF BACKGROUND PAPERS OTHER THAN PUBLISHED WORKS OR THOSE
DISCLOSING CONFIDENTIAL OR EXEMPT INFORMATION**

7.1 Neighbourhood Working Framework 2012 CLT report

8 PUBLISHED DOCUMENTS REFERRED TO IN COMPILING THIS REPORT

8.1 None

SUMMARY PERFORMANCE REPORT

AREA 6 : Quarter 4

St Anns, Mapperley and Dales

Area Total	Category	Qtr 1				Qtr 2				Qtr 3				Qtr 4				Year Total			
		2013-14	2014-15	Volume +/-	% Change	2013-14	2014-15	Volume +/-	% Change	2013-14	2014-15	Volume +/-	% Change	2013-14	2014-15	Volume +/-	% Change	2013-14	2014-15	Volume +/-	% Change
Area Committee 6	Criminal Damage	173	138	-35	-20%	157	134	-23	-15%	132	169	37	28%	140	136	-4	-3%	602	577	-25	-4%
	Theft	210	186	-24	-11%	186	201	15	8%	136	137	1	1%	110	149	39	35%	642	673	31	5%
	Violence	208	281	73	35%	229	264	35	15%	223	304	81	36%	222	235	13	6%	882	1084	202	23%
	Dwelling Burglary	63	81	18	29%	40	72	32	80%	69	76	7	10%	65	60	-5	-8%	237	289	52	22%
	All Crime	981	1049	68	7%	916	976	60	7%	833	1016	183	22%	818	894	76	9%	3548	3935	387	11%
	ASB	583	830	247	42%	759	838	79	10%	522	648	126	24%	473	615	142	30%	2337	2931	594	25%
Average Quarterly Score	Deliberate Fires	26	25	-1	-4%	15	37	22	147%	10	6	-4	-40%	15	10	-5	-33%	66	78	12	18%
	Cleanliness Score	89	90	2	2%	87	89	2	3%	91	92	1	1%	95	91	-4	-4%	90	91	0	0%
	Graffiti (reactive)	45	16	-29	-64%	47	20	-27	-57%	19	14	-5	-26%	33	18	-15	-45%	144	68	-76	-53%
	Fly-Tipping (reactive)	220	285	65	30%	314	304	-10	-3%	306	130	-176	-58%	265	165	-100	-38%	1105	884	-221	-20%
	Dog Fouling (reactive)	34	52	18	53%	41	57	16	39%	80	51	-29	-36%	115	117	2	2%	270	277	7	3%
	Unemployment	8386	6587	-1799	-21%	7686	6076	-1610	-21%	6982	5472	-1510	-22%	7163	5318	-1845	-26%	30217	23453	-6764	-22%

Ward	Category	Qtr 1				Qtr 2				Qtr 3				Qtr 4				Year Total			
		2013-14	2014-15	Volume +/-	% Change	2013-14	2014-15	Volume +/-	% Change	2013-14	2014-15	Volume +/-	% Change	2013-14	2014-15	Volume +/-	% Change	2013-14	2014-15	Volume +/-	% Change
St Anns	Criminal Damage	57	40	-17	-30%	67	49	-18	-27%	48	72	24	50%	50	50	0	0%	222	211	-11	-5%
	Theft	38	57	19	50%	46	63	17	37%	38	45	7	18%	36	38	2	6%	158	203	45	28%
	Violence	86	101	15	17%	89	102	13	15%	99	102	3	3%	80	86	6	8%	354	391	37	10%
	Dwelling Burglary	15	26	11	73%	15	24	9	60%	24	20	-4	-17%	13	18	5	38%	67	88	21	31%
	All Crime	324	333	9	3%	319	342	23	7%	301	337	36	12%	283	306	23	8%	1227	1318	91	7%
	ASB	232	343	111	48%	333	319	-14	-4%	238	205	-33	-14%	201	230	29	14%	1004	1097	93	9%
Average Quarterly Score	Deliberate Fires	13	9	-4	-31%	8	9	1	13%	2	1	-1	-50%	6	6	0	0%	29	25	-4	-14%
	Cleanliness Score	89	87	-2	-2%	94	93	0	0%	91	94	2	3%	95	91	-4	-4%	92	91	-1	-1%
	Graffiti (reactive)	26	7	-19	-73%	26	11	-15	-58%	12	6	-6	-50%	21	4	-17	-81%	85	28	-57	-67%
	Fly-Tipping (reactive)	101	111	10	10%	112	127	15	13%	102	39	-63	-62%	85	60	-25	-29%	400	337	-63	-16%
	Dog Fouling (reactive)	15	24	9	60%	9	26	17	189%	24	20	-4	-17%	45	61	16	36%	93	131	38	41%
	Unemployment	3745	2847	-898	-24%	3432	2656	-776	-23%	3146	2439	-707	-22%	3227	2324	-903	-28%	13550	10266	-3284	-24%

Ward	Category	Qtr 1				Qtr 2				Qtr 3				Qtr 4				Year Total			
		2013-14	2014-15	Volume +/-	% Change	2013-14	2014-15	Volume +/-	% Change	2013-14	2014-15	Volume +/-	% Change	2013-14	2014-15	Volume +/-	% Change	2013-14	2014-15	Volume +/-	% Change
Mapperley	Criminal Damage	51	36	-15	-29%	35	37	2	6%	37	42	5	14%	51	27	-24	-47%	174	142	-32	-18%
	Theft	78	58	-20	-26%	69	62	-7	-10%	49	40	-9	-18%	25	34	9	36%	221	194	-27	-12%
	Violence	54	75	21	39%	68	60	-8	-12%	61	92	31	51%	59	75	16	27%	242	302	60	25%
	Dwelling Burglary	28	36	8	29%	14	30	16	114%	30	32	2	7%	27	29	2	7%	99	127	28	28%
	All Crime	319	341	22	7%	310	291	-19	-6%	274	330	56	20%	258	278	20	8%	1161	1240	79	7%
	ASB	153	215	62	41%	180	213	33	18%	115	132	17	15%	112	139	27	24%	560	699	139	25%
Average Quarterly Score	Deliberate Fires	5	7	2	40%	4	7	3	75%	3	2	-1	-33%	4	3	-1	-25%	16	19	3	19%
	Cleanliness Score	89	94	5	6%	83	88	5	6%	90	89	-2	-2%	95	93	-2	-2%	89	91	2	2%
	Graffiti (reactive)	14	2	-12	-86%	12	4	-8	-67%	6	4	-2	-33%	11	7	-4	-36%	43	17	-26	-60%
	Fly-Tipping (reactive)	52	77	25	48%	67	72	5	7%	78	42	-36	-46%	73	50	-23	-32%	270	241	-29	-11%
	Dog Fouling (reactive)	6	12	6	100%	7	13	6	86%	13	4	-9	-69%	26	18	-8	-31%	52	47	-5	-10%
	Unemployment	2031	1655	-376	-19%	1884	1500	-384	-20%	1704	1361	-343	-20%	1768	1348	-420	-24%	7387	5864	-1523	-21%

Ward	Category	Qtr 1				Qtr 2				Qtr 3				Qtr 4				Year Total			
		2013-14	2014-15	Volume +/-	% Change	2013-14	2014-15	Volume +/-	% Change	2013-14	2014-15	Volume +/-	% Change	2013-14	2014-15	Volume +/-	% Change	2013-14	2014-15	Volume +/-	% Change
Dales	Criminal Damage	65	62	-3	-5%	55	48	-7	-13%	47	55	8	17%	39	59	20	51%	206	224	18	9%
	Theft	94	71	-23	-24%	71	76	5	7%	49	52	3	6%	49	77	28	57%	263	276	13	5%
	Violence	68	105	37	54%	72	102	30	42%	63	110	47	75%	83	74	-9	-11%	286	391	105	37%
	Dwelling Burglary	20	19	-1	-5%	11	18	7	64%	15	24	9	60%	25	13	-12	-48%	71	74	3	4%
	All Crime	338	375	37	11%	287	343	56	20%	258	349	91	35%	277	310	33	12%	1160	1377	217	19%
	ASB	198	272	74	37%	246	306	60	24%	169	311	142	84%	160	246	86	54%	773	1135	362	47%
Average Quarterly Score	Deliberate Fires	8	9	1	13%	3	21	18	600%	5	3	-2	-40%	5	1	-4	-80%	21	34	13	62%
	Cleanliness Score	88	89	1	2%	85	87	2	3%	92	93	1	1%	94	89	-6	-6%	90	89	0	0%
	Graffiti (reactive)	5	7	2	40%	9	5	-4	-44%	1	4	3	300%	1	7	6	600%	16	23	7	44%
	Fly-Tipping (reactive)	67	97	30	45%	135	105	-30	-22%	126	49	-77	-61%	107	55	-52	-49%	435	306	-129	-30%
	Dog Fouling (reactive)	13	16	3	23%	25	18	-7	-28%	43	27	-16	-37%	44	38	-6	-14%	125	99	-26	-21%
	Unemployment	2610	2085	-525	-20%	2370	1920	-450	-19%	2132	1672	-460	-22%	2168	1646	-522	-24%	9280	7323	-1957	-21%

Dales Ward Priorities (currently being reviewed).

Theme	Priorities	Key Actions	Outcomes	Lead
Safer	To reduce crime in the Dales Ward by focusing on Damage, Violence and Burglary	1. Identify local hot spots, patterns and individuals. Resourcing with visible patrols at key hotspot times and locations. CPOs to undertake an environmental street audit on 'hotspot streets' tackling street lighting issues/overgrown areas and various environmental issues affecting crime. NPT to report environmental issues that could impact on crime to NAT for immediate action	Reduction in dwelling burglary, Criminal Damage and violence 1 x environmental audit a week by Cop's to include hotspots	Richard Hunter Garry Newton
		2. Follow up identified ASB/Crime with problem solving by Neighbourhood Police Team and Community Protection in conjunction with ASB Team and ASB Officer reporting the outcome to the NAT.		Richard Hunter
	To reduce antisocial behaviour In the Dales Ward.	1. Identify the causes of ASB in the Dales ward; Neighbour and alcohol related noise, Identify the top two locations; Windmill Park, Sneinton Dale and address these using the existing NAT/NPT resources. Identify location of Street drinking in Ward which is currently a	Reduction in noise/alcohol ASB related problems across the Ward.	Richard Hunter

	Tackle, drug taking and dealing particularly on parks and open spaces.	Neighbourhood priority; parks and Sneinton Boulevard		
		2. Work to promote the responsible dog charter and dog control order. -Cops to continue to sign people up to the charter,	25 more dog owners signed up to the dog pledge each month. Report to Area Committee in Feb 2013 re consulting on Dog Control order	Garry Newton Abu Belim
		3. Identify four hotspot areas for dog fouling; Rossington Road, Kentwood Road, Edale rise, Mill view Close CPO operations to tackle this issue.	1x dog operation a month by CPO's. Reduction in number of dog fouling incidents	Garry Newton
		4. identify the to five hotspots for fly tipping; Westwood and Kentwood Road, Taylor Close, Race Course Road and Millview Close and seek to address solutions via the NAT	Reduction in the number of reported fly tips 1x NPT operation a month.	Leon Lewis
		1. Identify the top three locations for Drug dealing and using in the Ward; Windmill Park, Greenway Park Hermitage Caves and work with the NAT to solve these problems;	Reduction in available locations for dealing and using Integrated windmill park management plan Consultation plan for Hermitage Caves established Greenway park improvement plan	Richard hunter Martin Harris Kristian Murden Martin Harris

	Assist with the integration of emerging communities and families	1. Work with the NDO to establish an initial meeting of local projects interested in developing this area of work.		Greg Foister
	Reduce repeat reporting of domestic violence.	1. Seek to address the issue of Domestic Violence in partnership with other agencies in the Dales Ward modelling the work in the area; training, information, promoting campaigns and sharing best practice around DV issues	Increased reports to the 24hr helpline or police Reduction of repeated reports of domestic violence	Richard Hunter and Greg Foister
	Seek to protect vulnerable people within the Dales Ward	NPT to attend the YPP and the CPP		Richard Hunter/ Kathleen Thomas
	To raise the profile of the Neighbourhood Policing Team, and to engage local residents in local police priority setting.	1. To attend the Local Issues Meeting across the ward and review priority quarterly	1x monthly LIG	Richard Hunter
		2. To identify three local issues meeting with the NDO to talk to local residents about policing priorities.	3x prioritisation meetings a year	Richard Hunter
		3. Attend LIFE events at the local schools	1x yearly	Richard Hunter
		4. To have a stall at the NAT on the Street Markets.	4x yearly	Greg Foister
		5. Monthly website and		Richard Hunter

		neighbourhood alert updates for neighbourhood priority.		
Neighbourhoods	To tackle levels of fly tipping.	1.NOM to identify the top five local fly tipping hot spots including; mill view, Taylor close, Kentwood/Westwood and race course road, your supermarket. To work with the NAT to address these issues.	Reduction in number of fly tips	Leon Lewis
	To tackle the ongoing issue of bins on streets	1.NOM, CPO and ASB Officers to identify the top residential and business offenders and addressing appropriately including; Rossington Road and Sneinton Boulevard	Reduction in the number of bins on street and number of repeat bin contaminators	Greg Foister/ Garry Newton
	To reduce dog fouling, and promote responsible dog ownership	1. NOM, NDO and CPOs to identify four hot spots including Edale rise and mill view and ensure these are prioritised.	Reduction of incidents of dog fouling Publishing of the FIDO report identifying hot spots	Leon Lewis
	Improve local parks.	1. MH to identify top three parks for improvement including; Greenway Park for development and, Windmill park for a new management plan.	Consultation plan complete by summer 2014 Works on Greenway Park programmed by summer 2014	Martin Harris
	Ensure the views of local people assist in setting priorities.	1.NDO to organise monthly local issues meetings and ward walks with the local Cllrs	12x LIGS 12x Ward Walks	Greg Foister

	Support the work of Community Associations and groups	2. NAT to hold a week of action once a year.	1x yearly	Greg Foister
		3.GF to organise 'NAT to the Street' market days	4x yearly	Greg Foister
		1. GF to work with the CA in line with current arrangements.		Greg Foister
Families	To meaningfully engage children, young people and families into the community/supported services	<p>1. Children 0-5 Stay and play Ward Walks with young people Baby Clinic</p> <p>2. Play and Youth 5-19</p> <p>a. Friday night session at Greenway and involvement in the Greenway Park Development</p> <p>b. Work with economic development to ensure young people are employment ready – confidence building.</p> <p>c. Work with Economic development and Sustrans to assist young people in finding ways to travel to work</p> <p>3. Family Support</p> <p>a. Work with the Renewal Trust worker in identifying the needs of the Roma Families</p> <p>b. Family relationships stall on the Nat Street Market on WOA weeks.</p>	<p>25 young people engaged in the Greenway Park consultation</p> <p>Reduction in youth unemployment</p> <p>Increased participation of young people in employment and skills activities</p> <p>Improved relationships with the 'Roma' young people via senior membership</p>	<p>Delroy Peterkin</p> <p>Kathleen Thomas</p> <p>Kathleen Thomas</p> <p>Kathleen Thomas</p>

		4. Ensure that issues raised at the Nat re young people and targeted provision are taken to the YPP, including the need for outreach provision	Increase referrals to the YPP enabling better targeting of services	Kathleen Thomas
Health Page 34	Improve well being in the community. By promoting a better decade for health; Tackling the ward priorities of high levels of coronary heart disease, diabetes, obesity and low levels of exercise and poor eating.	To identify the ward based health priorities (where the dales ward fair worst than the city average) and delivery model to tackle this for the next period. In the meantime tackle the priorities set out below 1.Targeted work with South Asian families carried our by Muslim Community Organisation 2 Cancers- Lung and Breast; Change Makers 2 theatrical performances to be delivered that raise the important issues of the cancers 3. Mental Health and Wellbeing; Decade of Better Health Red Booklet 200-Door to door drops Targeted at specific streets identified in the NAT. Decade of Better Health Newsletter for Sneinton 1,000. 4. To have a stall at the Nat to the street market. 5. Overweight and Obesity inc Physical Activity; To raise awareness of the	AWAITING UPDATE ON SPECIFIC ACTIONS AND OUTCOMES	

		healthy eating services and 7. Smoking; To raise awareness of the smoking 'New Leaf' sessions by distributing Decade of Better Health Red Booklet		
Working	To write an employment and skills plan for the ward that identifies the context and meaning for the work that we will do; this should include ward data, mapping, targets and delivery model.	<p>1. To initiate an area based employment and training group with ward focus to engage and develop key partners around the issues of employment and skills plan</p> <p>2. To work with the lead body to ensure that their current provision fits with the agreed local ward plan. This should include these priorities for 2014/15</p> <ol style="list-style-type: none"> 1 Reduction in youth unemployment 2 Reduction in long term unemployment 3 Increase profile of E&S provision in Area 6 4 Incorporate financial inclusion debt and benefit advice in provision 5 Deliver programme of community recruitment and information events 6 Delivery of Community Coordination activity <p>3. To work with partners to ensure that they contribute</p>	<p>Local Jobs Fair 13th March 2014-02-06</p> <p>Increased participation in employment and skills opportunities for young people, 50 plus and long term unemployed.</p>	Jill Smith

		to the local employment and skills plan. 4. To organise and host an Area wide jobs fair targeting local people and local jobs.		
--	--	---	--	--

Dales Ward Community Engagement. Ward Walks 2015.

Area/Estate	Date/Time	Meeting Point
Lyndhurst and Westwood	10 th June 2015, 9am.	TBC
	8 th July 2015, 9am	TBC
Bakerdale and Sunnysdale	2 nd September 2015, 9am	TBC
Linton Rise	13 th October 2015, 9am	TBC
Trent Road and Lane	11 th November 2015, 9am	TBC
Newark Crescent	9 th December 2015, 9am	TBC

Dales Ward Community Meetings.

Group	Date	Venue
STARA	4 th Tuesday of every month 7pm	St Christopher's Church Hall

Dales Ward Community Engagement (Events Delivered)

Event	Lead Partner	Date/Time	Venue
Local Issues Meeting	NCC	19 th March 17 th February	United Reform Church MCO
Ward Walks	NCC	13 th May 1 st April 4 th March	Ipswich Circus Finden Green Sneinton Hollows

Dales Ward Community Engagement (Future Events and Activities Planned)

Event	Lead Partner	Date/Time	Venue
Police Street by Street Walks	Police Beat Teams	TBC	TBC
Local Issues Meetings 2015 all starting at 6.30pm	NCC	27th November (cancelled) Jan Thursday 15 th Budget Consultation Feb Tuesday 17 th March Thursday 19 th April NO May Tuesday 26 th June Wednesday 24 th 10am July Wednesday 22 nd Aug NO September Thursday 24 th Oct Tuesday 20 th Nov Thursday 19 th Dec Tuesday 15 th	Sneinton Library Greenway Centre MCO URC Chattle Café Carlton Hill Carlton Folds BANCA Greenway MCO URC BANCA

Page 37

Dales Ward Finance.

Ward Councillor Budgets

Unspent Committed Balances b/fwd 14/15	9,169
Uncommitted Balances b/fwd 14/15	201
Balance as at 31/03/2015	9,370
Budget Allocated 15/16	15,000
Balance Available 15/16	24,370
Allocated Funds (Spent & Unspent) 15/16	9,369
Uncommitted Balances as at 31/03/16	15,001

Area Capital Fund 2013/2015

2013-2015 LTP allocation	£136,000
LTP carried forward from 2011-2013	£27,254
2013 - 2014 Public Realm allocation	£40,800
Public Realm carried forward	£0
2014 - 2015 Public Realm allocation	£40,800
Total Available 2011 - 2013 ACF	£244,854
<i>*Less LTP schemes</i>	<i>£166,111</i>
<i>**Less Public Realm schemes</i>	<i>£85,850</i>
<i>***Decommitted funds</i>	<i>£7,107</i>
Remaining available balance	£0
LTP element remaining	£0
Public Realm element remaining	£0

Area Capital Fund 2015/2016

2015-2016 LTP allocation	£68,000
LTP carried forward from 2013-2015	£0
2015 - 2016 Public Realm allocation	£40,800
Public Realm carried forward from 2013-2015	£0
Total Available 2015 - 2016 ACF	£108,800
<i>*Less LTP schemes</i>	<i>-</i>
<i>**Less Public Realm schemes</i>	<i>-</i>
<i>***Decommitted funds</i>	<i>+</i>
Remaining available balance	£103,800
LTP element remaining	£68,000
Public Realm element remaining	£34,800

Others – Section 106, NCH Environmentals, Other Funding

NCH Environmental allocation for the Dales ward for 2015/2016 is £43,129.

Mapperley Ward Priorities.

Theme	Priorities	Key Actions	Secondary actions	Outcome	Lead
Safer	<u>Autocrime</u>	<ul style="list-style-type: none"> - Police patrols - Leafletting - Awareness raising 	Awareness material at public meetings	Reduction in occurrences of car crime	Police
	<u>Prostitution and kerb crawling</u>	<ul style="list-style-type: none"> - Prostitution Task Force (PTF) patrols - Signpost to services - Activity cessation for new girls 	Signpost to services Respond to reported issues	Reduction in numbers of prostitutes and kerb crawling	Police/PTF
	<u>ASB/Drug dealing around Wells Road</u>	<ul style="list-style-type: none"> - Operation Grandiose - Operation Vanguard - Reduce incidences of crime and ASB 	Monitor CCTV and update Police Report all incidences Take enforcement action against perpetrators in NCH/NCC properties	Reduction in ASB and drug offences	Police NCH Metropolitan
	<u>Speeding Ransom Rd</u>	<ul style="list-style-type: none"> - Speedwatch ops 	Pedestrian crossing installation Vehicle Activated Signs Crown-lift trees to improve lighting PFI Lighting improvements	Safer for pedestrians Conviction of speeding cars	Police Road Safety Team
	<u>Dog Control</u>	<ul style="list-style-type: none"> - Dog control order 	Awareness leaflet	Reduction in out of control dogs Improvement in dog ownership/responsibility	CPS Police
	<u>Domestic Violence</u>	<ul style="list-style-type: none"> - Raise awareness of healthy relationships at all youth sessions 	Training for staff	More reporting of incidents	FCT

Theme	Priorities	Key Actions	Secondary actions	Outcome	Lead
Neighbourhoods	<u>Litter</u>	- Regular cleaning regime	Awareness raising	As clean as the City Centre	City Services
	<u>Fly-tipping</u>	- Short response time to clear tip sites - Identify and report incidences of fly-tipped items	CPS fixed penalty notices issued	As clean as the City Centre	City Services CPS NCH Metropolitan
	<u>Housing Health & Safety Rating System</u>	- To resolve issues at 3a Mapperley Hall Drive		Prevent potential insurance claims	NCH
Families	<u>Welfare Reform</u>	- Reduce risk of rent arrears and hard to let properties	Training for staff	Fewer tenants in debt	Metropolitan NCH
	<u>Money Management & Budgeting Skills</u>	- To provide support and information		Fewer families in poverty	Metropolitan NCH
	<u>Domestic Violence</u>	- Raise awareness of healthy relationships at all youth sessions	Development and education	More reporting of incidences	FCT
	<u>C-Card Scheme</u>	- To find suitable venues for C-Card sessions		Reduction in teenage pregnancy rates	FCT
	<u>Mentoring</u>	- Roll out to parents, carers and young people			All

Theme	Priorities	Key Actions	Secondary actions	Outcome	Lead
Working	<u>Support residents in finding work, training or education</u>	<ul style="list-style-type: none"> - Renewal Trust to deliver a peripatetic job shop in the Ward - Metropolitan Housing to deliver work club and job shop on Wednesdays, Money Advice drop in, NCHA I.T. classes - NCH to deliver tenant academy workshops - NDO to promote Nottingham Jobs Fund opportunities - Travel discounts for jobseekers and new starters 	Increase employment and volunteering opportunities	More local people into work, training or education	Renewal Trust Metropolitan Housing Nottingham City Homes Neigh'd Management Sustrans
	<u>Mentoring for parents and carers</u>	<ul style="list-style-type: none"> - Provision of courses to be looked at 	Helping residents to access jobs and training		Family & Communities Team
	<u>Domestic Violence</u>	<ul style="list-style-type: none"> - Raise awareness of healthy relationships at all youth sessions 	Development and education	More reporting of incidences	Families & Communities Team

Theme	Priorities	Key Actions	Secondary actions	Outcome	Lead
Health (these priorities are currently in the process of being reviewed and updated)	<u>Promote healthier lifestyles</u>	Health Promotion at events Increase health pledges		Improved health of local residents 500 health pledges	NHS Decade of Better Health Team

Mapperley Ward Ward Walks 2014.

Area/Estate	Date/Time	Meeting Point
Tbc	Tbc	Tbc

Mapperley Ward Community Meetings 2014.

Group	Date/Time	Venue
STANNRA	8 th June 2015 – 6.30pm (AGM)	Wells Community Centre
	13 th July 2015 – 6.30pm	Wells Community Centre
	14 th September 2015 – 6.30pm	Wells Community Centre
	12 th October 2015 – 6.30pm	Wells Community Centre
	9 th November 2015 – 6.30pm	Wells Community Centre
	14 th December 2015 – 6.30pm	Wells Community Centre

Mapperley Ward Community Engagement (Events Delivered)

Event	Lead Partner	Date/Time	Venue

Mapperley Ward Future Events and Activities Planned

Event	Lead Partner	Date/Time	Venue
Sycamore & Coppice Park Volunteering Sessions	John Simpson	13 th June 2015 – 10-12 18 th July 2015 – 10-12 19 th September 2015 – 10-12 17 th October 2015 – 10-12 21 st November 2015 – 10-12	Coppice Park Coppice Park Tbc Tbc Tbc
Armed Forces Day	Lesley Ghandte	20 th June 2015 – 12-5pm	Mapperley Sports Village
Party in the Park	EPIC/Friends of Coppice Park	7 th August 2015 – 12-6pm	Coppice Park

Mapperley Ward Finance

Ward Councillor Budgets

Total amount allocated this period	£ 5136
Budget remaining unallocated	£24104 (inc 2015-16 allocation of £15,000)

Area Capital Fund

LTP new budget allocation 2015-16	£59000
LTP carried forward 2013-15	<u>£ 0</u>
LTP total budget for 2015-16	<u>£59000</u>

Public Realm new budget allocation 2015-16	£35350
Public Realm carried forward 2013-15	<u>£ 450</u>
Public Realm total budget for 2015-16	<u>£35800</u>

LTP total amount allocated this period	£25000
Public Realm total amount allocated this period	£0

LTP total budget remaining unallocated	£34000 (incl 2015-16 allocation)
Public Realm total budget remaining unallocated	£35800 (incl 2015-16 allocation)

Others – Section 106, NCH Environmentals, Other Funding

None this period

This page is intentionally left blank

St Ann's Ward Priorities.

Theme	Priorities	Key Actions	Secondary actions	Outcome	Lead
Safer	<u>CPO</u>	<u>St Anns Ward</u> Fixed Penalty Notice Issued- 11; Dog Fouling Operation -2; Alcohol Confiscations- 6 Businesses visited and Trade Waste License checked- 15; Scrap metal licenses checked/ scrap metal removed- 2 Community Protection Visit to residents addresses- 56 Councillor Casework items dealt with- 90 License checks- 5 Environmental Audit – 0 Calls to the ASB helpline- 142; Formal warning issued for untidy garden (LBA)-70 Graffiti Reported and Removed- 46; Messy gardens identified for remedial work- 57 Fly tips reported for removal- 85; Noise visits- 82; Intelligence submitted- 53 Letter s/ leaflets delivered to residents regarding local matters- 416; Fly posting -0		Reduction in ASB	Police/ NAT
				Cleaner Streets	CPS Police CPS

	<u>Dog Fouling</u>	Dog Fouling Patrols Micro chipping	<ul style="list-style-type: none"> The NAT team will be identifying key hotspots to plan in 4 Dog Fouling campaign as part of the Week Of Action – NAT's would like to get more local schools involved 		CPO's Local Schools? NDO
	<u>Domestic Violence</u>	St Anns DV Steering Group are in the process of agreeing the new Terms of Reference since taking on the governance of the new Specialist Worker Project in the area	The aim of the project will be to offer support for workers who are currently working with medium and standard risk families. There will be two Domestic Abuse specialists – one will work with survivors and children and the other with perpetrators. The two specialist will work primarily with Social Workers and Family Support Workers in the area	<ul style="list-style-type: none"> Community are informed about the issue and understand what services and support is available. Staff in the ward shares the same understanding of DV issues and feel confident to refer to services. Social Care and Family Support Teams are supported in their work with families by specialist teams. <p>Information is accessible across the ward</p>	St Anns DV Steering Group
Theme	Priorities	Key Actions	Secondary actions	Outcome	Lead
Neighbourhoods	<u>Litter</u>	- Regular cleaning regime	Awareness raising	As clean as the City Centre	City Services
	<u>Fly-tipping</u>	- Short response time	CPS fixed penalty notices	As clean as the City	City Services

		<p>to clear tip sites</p> <ul style="list-style-type: none"> - Identify and report incidences of fly-tipped items - Clear raised beds in St Anns Ward - Banks - The Chase Redevelopment update 	<p>issued</p> <p>replant with Wild flowers/ low growing planting</p> <ul style="list-style-type: none"> • Completed • The Plans for the Chase Communal Space is underway. Local consultation will be taking place over the next few weeks. The St Anns Week of Action 	<p>Centre</p> <p>As clean as the City Centre</p>	<p>CPS NCH</p> <p>Neighbourhood Services and St Anns Councillors</p> <p>NCH</p> <p>Alan Parker</p>
<p>Health</p> <p>Page 49</p>	<p><u>More health groups and activities - raise awareness of health in the St. Anns Ward</u></p>	<p>Look at tackling the main health issues- Coronary Heart Disease, Cancer, Overweight /Obesity, Type 2 Diabetes, Respiratory Disease and Depression.</p>	<p>- Week Of Action</p>	<p>Improved Health</p>	<p>Public Health Nottingham City, St Anns Councillors and partners</p>
	<p><u>Sexual exploitation in Young people</u></p> <p><u>Safer sex education</u></p>	<p>-Information distribution</p> <p>-Working Closer with Partners, following 5 cases that had been identified</p> <p>-Referral process are now embedded in the early help services</p> <p>-Youth Workers are all on mandatory – Sexual exploit</p>			<p>Early Help Team</p>

	<u>for young people - reduce teenage conception</u>	C card distribution			
	<u>Assist Mobilesmiles to promote dental services for all , particularly focus Year 6 and above</u>	Partners to promote the bus and Mobile Smiles to carry out a launch in the area			Mobilesmiles
Working Page 50	<u>More jobs, apprenticeships opportunities and support including access to training and volunteering opportunities with a focus on young people and provided at local venues</u>	<ul style="list-style-type: none"> - Finalise the Employment Plan for Area 6 - No current local updates 	Priorities 2014/15 <ul style="list-style-type: none"> • Reduction in youth unemployment • Reduction in long term unemployment • Increase profile of E&S provision in Area 6 • Incorporate financial inclusion debt and benefit advice in provision • Deliver programme of community recruitment and information events • Delivery of Community Coordination activity 	<p>Meetings in process to discuss the employment needs in our areas/wards as part of the ABG funds to target/support</p> <p>In the process of meeting City College rep to discuss the Youth Contract delivery</p> <p>More local people into work, training, or education.</p>	Renewal Trust Economic Development Team Locality Team City College

St Anns Ward Walks 2015.

Area/Estate	Date/Time	Meeting Point
To be Confirmed		

St Anns Ward Community Meetings 2015.

Group	Date/Time	Venue
To Be Confirmed		

St Anns Ward Future Events and Activities Planned

Event	Lead Partner	Date/Time	Venue
St Anns Week of Action	Various	Week Commencing 28 th September 2015? at Various Times	Various

St Anns Ward Finance

Ward Councillor Budgets

Total C/F £61,638

Total Amount allocated this period - £6,289.00

Budget Remaining Unallocated £55,349

Area Capital Fund

LTP- New budget allocation 2015/16 £ 97,000

LTP- Carried Forward 2013/15 £33,749

Total budget for 2015-16 £130,749

Public Realm - New budget allocation 2015/16 £58,250

Public Realm - Carried Forward 2013/15 £23,501

Total budget for 2015-16 £81,751

Total Amount allocated this period £51,894 LTP

£51,758 Public Realm

LTP - Total Budget Remaining Unallocated £78,855

Public Realm - Total Budget Remaining Unallocated £29,993

NCH update report



AREA 6 COMMITTEE (Dales, St Anns & Mapperly) – June 2015

Title of paper:	Nottingham City Homes Update Report	
Director(s)/ Corporate Director(s):	Nick Murphy Chief Executive of Nottingham City Homes	Wards affected: Dales, St Anns & Mapperly
Report author(s) and contact details:	Kristian Murden Tenancy and Estate Manager Kristian.Murden@nottinghamcityhomes.org.uk	
Other colleagues who have provided input:	None	
Date of consultation with Portfolio Holder(s) (if relevant)		
Relevant Council Plan Strategic Priority:		
Cutting unemployment by a quarter		<input type="checkbox"/>
Cut crime and anti-social behaviour		<input type="checkbox"/>
Ensure more school leavers get a job, training or further education than any other City		<input type="checkbox"/>
Your neighbourhood as clean as the City Centre		<input type="checkbox"/>
Help keep your energy bills down		<input type="checkbox"/>
Good access to public transport		<input type="checkbox"/>

Nottingham has a good mix of housing	<input type="checkbox"/>
Nottingham is a good place to do business, invest and create jobs	<input type="checkbox"/>
Nottingham offers a wide range of leisure activities, parks and sporting events	<input type="checkbox"/>
Support early intervention activities	<input type="checkbox"/>
Deliver effective, value for money services to our citizens	<input type="checkbox"/>
Summary of issues (including benefits to customers/service users):	
<p>The area performance reports provide updates on key issues and themes which link back to local priorities and the strategic themes for Nottingham City Homes.</p> <p>The reports provide summary updates on the following key themes:</p> <ul style="list-style-type: none"> • Capital Programme and major work • Area Regeneration and Environmental Issues • Key messages from the Tenant and Leasehold Congress • Tenant and Residents Associations updates • Area Performance Figures <p>Good news stories & positive publicity</p>	
Recommendation(s):	
	<p>Area Committee note the allocation of funds for 2015/16 appendix 1</p> <p>Area Committee note and comment on paragraphs 1-6 listed below.</p> <p>That Area Committee approve the Area Capital Programme Funding for Dales, Mapperly and St Anns Wards as set out in appendix 2</p>

1 REASONS FOR RECOMMENDATIONS (INCLUDING OUTCOMES OF CONSULTATION)

- 1.1 The Nottingham City Homes Update Report provides a descriptive and statistical picture of what is happening at an area level and invite community representatives to comment, debate, and challenge and identify how they can add value to improve their neighbourhoods.
- 1.2 The Nottingham City Homes Update Report also monitors progress in the wards and acts as a catalyst for debate about the key performance issues impacting upon the ward on a quarterly basis.

2 BACKGROUND (INCLUDING OUTCOMES OF CONSULTATION)

- 2.1 The Nottingham City Homes Update Report has been important for a number of years in Nottingham as a means of engaging better with tenants and leaseholders and to drive forward service improvement.
- 2.2 Nottingham City Homes has a goal to ‘create homes and places where people want to live’ and to give tenants and leaseholders an input in shaping what happens in their area. The Nottingham City Homes Update Report helps us to understand where we are doing well and which areas need to be improved.
- 2.3 Following the decision for Nottingham City Homes reps to attend Area Committee, it was decided to provide the Nottingham City Homes Update Report to Area Committee.

3 OTHER OPTIONS CONSIDERED IN MAKING RECOMMENDATIONS

- 3.1 None

4 FINANCIAL IMPLICATIONS (INCLUDING VALUE FOR MONEY/VAT)

4.1 None

5 RISK MANAGEMENT ISSUES (INCLUDING LEGAL IMPLICATIONS AND CRIME AND DISORDER ACT IMPLICATIONS)

5.1 None

6 EQUALITY IMPACT ASSESSMENT

Has the equality impact been assessed?

Not needed (report does not contain proposals or financial decisions) ☒

No ☐

Yes— Equality impact Assessment attached ☐

7 LIST OF BACKGROUND PAPERS OTHER THAN PUBLISHED WORKS OR THOSE DISCLOSING CONFIDENTIAL OR EXEMPT INFORMATION

7.1 None

8 PUBLISHED DOCUMENTS REFERRED TO IN COMPILING THIS REPORT

Time: 6.30pm

Date: 23rd June 2015

Presented by: Gary Nelms

	Item	Executive Summary / Key Points	For information or decision
<div>1</div> <div>Page 57</div>	Capital Programme & major works	<p>Decent Homes</p> <p>Background The Nottingham Decent Homes programme has been running for the past six years aimed at improving more than 18,000 homes across the city. It started in 2009 after it was revealed that more than 40 per cent of council houses in Nottingham did not meet national standards. The programme was funded 80 per cent by central government and 20 per cent by Nottingham City Council. Nottingham City Homes took the opportunity to go beyond the government's decent homes standard with the Nottingham Decent Homes Plus Standard.</p> <p>What we have achieved Citywide Bathrooms, kitchens, boilers and roofs have been replaced and upgraded at a cost of £200 million in the Secure Warm Modern programme. It means that every Nottingham council home (100%) now meets the government's minimum 'decent homes' specifications compared to just 44 per cent when the project began.</p> <p>Zero per cent non decency achieved by 31 March 2015</p> <ul style="list-style-type: none"> • 14,325 Bathrooms • 18,959 Kitchens 	Information

- 37,607 Secure by Design Doors
- 18,729 properties have received (80,000) Grade A Secure by Design windows
- 4,478 Loft Insulations
- 14,910 Electrical upgrades
- 15,460 New Grade A energy efficient boilers
- 14,621 Heating distribution upgrades (this is radiators, pipework and programmes)
- 567 New roofs
- £200 million investment
- 200+ apprentices taken on and trained
- Up to 600 employed on the scheme at any one time
- Satisfaction with quality / condition of home up from 57% to 87%

The future

A planned programme of maintaining decency will continue year after year to continue a level of quality within our housing stock. £13m has been set aside for 2015/6 to uphold this goal. The maintaining decency project will remain under the title of Secure Warm Modern which is, and always has been, based on tenant priorities.

Stock condition data and Energy Performance information collected about our housing stock is helping to produce an additional planned programme of energy efficiency works across the City including insulation work to solid wall, BISF (British Steel Frame) and other hard to treat properties.

Victoria Centre

The corridor lighting to each floor is being replaced with reactive LED lighting thereby helping to reduce costs. Work commenced on the top floors and

Page 59		<p>engineers are working their way down.</p> <p>Bentinck, Manvers, Kingston (BMK) Work is progressing well and on track to be complete by autumn 2015. Early feedback from customers is that they have noticed a difference to the thermal comfort of their homes.</p> <p>Monitoring equipment has been installed in 18 of the Manvers flats to capture 12 months thermal comfort data and impact of the work.</p> <p>Stonebridge, St Anns External treatments to properties around the new build sites including fencing, sheds, doors, driveways - to commence November 2014 - 18 month programme over three phases starting on Limmen Gardens at the end of January. The first phase of residents have all received an induction meeting. A garage site on Limmen Gardens is to be demolished to create a parking area.</p>	
2	Area Regeneration and Environmental Issues	<p>Colwick Woods Demolition of infill garage site starting at the end of May with new build of ten units. Planning has been approved, aiming for a July start.</p> <p>REMOURBAN Horizon 2020 REMOURBAN is a project which NCH partnered with NCC, NTU, NEP and SASIE on, to bid to the Horizon 2020 EU programme for funding to retrofit houses and flats in the Windmill Lane area of Nottingham as well as looking at integrated IT and transport solutions. The project is a demonstrator project which will start in January 2015 and run for 5 years.</p> <p>The proposal is to demonstrate insulation and energy efficiency retrofit, both</p>	Decision

	<p>based on the current standards we achieve, similar to Clifton, as well as potential future standards which we would like to achieve, including Passivhaus for retrofit (Enerphit). The project involves three EU Cities, with the other two being in Spain (Valladolid) and Turkey (Eskisehir).</p> <p>Nottingham is set to receive 7 million EUROS funding from the European Commission over 5 years and is expected to lead to visits from policymakers and interested experts from around the continent.</p> <p>One of the project's main initiatives is expected to cut overall energy usage in an almost entire neighbourhood of properties in Sneinton, a central suburb of the city, by up to 50 per cent.</p> <p>The project is led by Nottingham Trent University in partnership with Nottingham City Council, Nottingham City Homes, Nottingham Energy Partnership, Infohub Ltd, a data communications SME and Sasie Ltd, a Nottingham-based renewable energy company.</p> <p>The project is led by Nottingham Trent University in partnership with Nottingham City Council, Nottingham City Homes, Nottingham Energy Partnership, Infohub Ltd, a data communications SME and Sasie Ltd, a Nottingham-based renewable energy company</p> <p>The project is led by Nottingham Trent University in partnership with Nottingham City Council, Nottingham City Homes, Nottingham Energy Partnership, Infohub Ltd, a data communications SME and Sasie Ltd, a Nottingham-based renewable energy company.</p> <p>The project will last five years. It will involve:</p> <ul style="list-style-type: none"> • Transforming 427 solid wall properties in Sneinton with retrofitted external solid wall insulation; 	
--	--	--

Page 61		<ul style="list-style-type: none"> • Fitting those properties with smart meters which provide live data on energy usage and allow the control of heating remotely by smart phone; • Construction of a UK-first low temperature extension to the city's district heating system to provide energy for four blocks of flats; • Establishing a new tourist route with two electric-powered buses; taking visitors on a circular route between Green's Windmill in Sneinton to Wollaton Park via Nottingham Castle; • A last-mile delivery hub, based in Sneinton, which will involve eight electric vehicles taking small deliveries on behalf of hauliers to help reduce the number of lorries entering the city centre; • The establishment of an electric car rental scheme which will allow people to rent vehicles by the hour from a number of points across the city; <p>The insulation of a further nine properties in West Walk, Sneinton, to Enerphit standards (Passivhaus for Retrofit) - the highest level of energy performance in the world.</p> <p>Nottingham was selected for funding due to its healthy track record in delivering green initiatives and the project will build on the city's existing reputation as one of the cleanest and least car-dependent cities in the UK</p>	
3	Key messages from the Tenant and Leasehold Congress	<p>TLC has recently undergone review and a number of improvements have been identified and implemented following on from further consultation with tenants. The first 'new style' meeting was held on Wednesday 29th April at the New Art Exchange and involved interactive workshops to shape the future structure and direction of the group.</p> <p>The group also decided on a new name and will now be known as the 'Communities in Action' group. Membership has been widen to include representatives from each of the NCH customer panels, each of the</p>	X









		recognised Tenants & Residents groups across the city, ensuring wider and more local representation and engagement and there is also an open invitation in place for all NCH Board members to attend.	
4	Tenant and Residents Associations updates	<p>STOP TRA</p> <ul style="list-style-type: none"> • Delivering multi sports activity sessions during weekdays and Saturdays for over 14's the community. • Also delivering football training sessions for young children on Thursday evenings and Saturday mornings in partnership with EPIC. • STOP TRA Community Café Open Day took place on the 9th April, with lots of activities and information on employment and training from the Nottingham Hub and Nottingham City Homes • A Hanging Basket workshop was recently held with STOP through the NCH Tenant Academy with over 10 tenants involved • Bi monthly Public Meetings take place at the Pavilion on King Edward Park – all welcome. <p>STANRA</p> <ul style="list-style-type: none"> • Bi Monthly meetings – held at the Wells Road Community Centre • AGM is due to take place in June. The group are working closely with NCH to be a recognised TRA. Also looking at new projects for the coming year. 	X
5	Area Performance Figures	Please see below	X
6	Good news stories & positive publicity	NCH in close partnership with Community Protection have been successful in gaining the first "Closure Order" on a residential property in the City. This new power was brought in under new Anti-Social Behaviour Legislation in	X

		early 2015. NCH worked hard to resolve this dispute, however using the new powers afforded to Local Authorities; we were able to apply for the Closure Order to provide rest bite for neighbours whilst we pursue Possession Proceedings.	
--	--	---	--









Area report - St ann's, Dales & Mapperley

Generated on: 15 May 2015

AC6-1 Anti-social behaviour



Performance indicator and definition	Target	2014/15			2013/14	2012/13	Latest Note
		Value	Status	Long Trend	Value	Value	
% of ASB cases resolved by first intervention – St ann's <i>Note: This PI monitors how many ASB cases NCH resolved on the first intervention e.g. written warning. Data for this indicator is not available by ward and is reported by Housing Office.</i>	84%	78.43%			82.22%	81.97%	It is pleasing to note that St Anns ASB cases resolved at 1st Intervention are above target. Staff have been reminded with briefings at what stage a case can be attributed to this key stage. The only case not resolved at 1st Intervention for Dec 2014 was ReACT # 7535, which has been audited and is correct
% of ASB cases resolved – Stanns <i>Note: This PI measures the proportion of ASB cases NCH has successfully resolved. Data for this PI is not available by ward and is reported by Housing Office.</i>	97.8%	100%			100%	99.03%	Investigated reasons why performance below target. It has been found that ReACT Case # 6011 was closed without the "outcome" being inputted. The HPM has been advised of this and reminded that this PI is an important performance figure.
Number of new ASB cases – St Ann's <i>Note: Data for this PI is only available by Housing Office.</i>		158			233	266	.
Tenant satisfaction with the ASB service - St ann's <i>Note: Data for this PI is only available by Housing Office.</i>		7.45			5	7.99	

AC6-2 Repairs







Performance indicator and definition	Target	2014/15			2013/14	2012/13	Latest Note
		Value	Status	Long Trend	Value	Value	
% of repairs completed in target – AC - St ann's, Dales & Mapperley <i>Note: This PI monitors the proportion of repairs being completed within agreed timescales.</i>	96%					92.87%	
% of repairs completed in target – Dales Ward <i>Note: This PI monitors the proportion of repairs being completed within agreed timescales.</i>	96%	97.81%			96.86%	93.35%	
% of repairs completed in target – Mapperley Ward <i>Note: This PI monitors the proportion of repairs being completed within agreed timescales.</i>	96%	97.91%			97.28%	91.7%	
% of repairs completed in target – St ann's Ward <i>Note: This PI monitors the proportion of repairs being completed within agreed timescales.</i>	96%	97.58%			96.96%	92.65%	
Tenant satisfaction with the repairs service <i>Note: Data for this PI is only available citywide</i>	9	8.9			8.78	8.64	Whilst slightly short of the Corporate Plan target of 9, performance of 8.9 in 2014/15 is higher than all previous annual outturns. We call all customers who have rated us lower than 5/10 to discuss the specifics of their dissatisfaction and use this feedback to deliver improvements to the repairs service. Satisfaction survey results are discussed at team meetings, highlighting both good and bad feedback and challenging staff not following processes.



AC6-3 Rent Collection

Performance indicator and definition	Target	2014/15			2013/14	2012/13	Latest Note
		Value	Status	Long Trend	Value	Value	
<p>% of rent collected</p> <p><i>Note: This PI measures the amount of rent collected (including tenant arrears) as a percentage of rent due for the current year. Data for this indicator is not available by ward and is reported city wide.</i></p> <p><i>Trend shows as improving if value is over 100% as arrears are decreasing.</i></p>	100%	100.56%	✓	↑	100.02%	100.21%	<p>The rent collection rate for 2014-15 was above target at 100.56%, an improvement on the figure at the end of 2013-14 which was 100.02%.</p> <p>Measures taken to ensure a high level of collection included evening and weekend working by the team. We also conducted a campaign to contact all customers who paid at local housing offices (where the cash payment facility was due to close) to offer support with alternative payment methods and to sign as many as possible up for Direct Debit. This resulted in approximately 600 extra customers signing up to pay by direct debit.</p> <p>A revised Service Level Agreement is being finalised between NCH and Nottingham Revenue and Benefits Ltd - the new company formed to deal with Housing Benefit claims on behalf of the City Council. This is expected to be in place early in 2015-16 and is designed to improve the relationship between the two organisations and ensure that targets set for processing of claims etc will be monitored and met. This is expected to have a positive effect on our rent arrears and collection performance.</p> <p>2015-16 will see the introduction of Universal Credit. This will result a significant percentage of our weekly rent debit being paid directly to tenants, where it is currently paid directly to NCH as housing benefit. Several measures are being taken to ensure the impact of this on our rent collection figures is minimised, including:</p> <p>Communications activity e.g. via the tenants' newsletter Tenancy Sustainment Team holding events in local communities and targetting support Updating Northgate IT system to better enable management of affected accounts Staff training across NCH to ensure support to tenants is provided by the whole organisation</p>









<p>% of tenancies ending due to eviction</p> <p><i>Note: This PI monitors the percentage of tenants being evicted due to rent arrears and is reported citywide.</i></p>	0.75%	0.56%			0.74%	0.55%	<p>This performance indicator is of particular importance to the team as we are committed to sustaining as many tenancies as possible and have measures in place to support tenants in arrears. The Tenancy Sustainment Team receive referrals from Rent Account Managers relating to tenants who require additional support. The Team supports such tenants to manage their finances more effectively with the aim of maintaining their tenancy and avoiding eviction. We have evicted 148 tenants in the last 12 months, this compares to 197 during 2013-14. We will work to ensure that this downward trend continues.</p>
---	-------	-------	--	---	-------	-------	--

AC6-4a Empty properties - Average relet time







Performance indicator and definition	Target	2014/15			2013/14	2012/13	Latest Note
		Value	Status	Long Trend	Value	Value	
<p>Average void re-let time (calendar days) – AC - St ann's, Dales & Mapperley</p> <p><i>Note: This PI measures how long it takes NCH to re-let empty properties from the end of the old tenancy to the start of the new tenancy</i></p>	25	25.28			29.73	31.38	See below
<p>Average void re-let time (calendar days) – Dales Ward</p> <p><i>Note: This PI measures how long it takes NCH to re-let empty properties from the end of the old tenancy to the start of the new tenancy</i></p>	25	31.72			23.14	32.25	The Housing Services and Property Services teams work jointly to ensure the time properties remain empty is minimised. The target for 2014-15 was not met and this was due to low demand issues with some Independent Living accommodation at Kingston Court.
<p>Average void re-let time (calendar days) – Mapperley Ward</p> <p><i>Note: This PI measures how long it takes NCH to re-let empty properties from the end of the old tenancy to the start of the new tenancy</i></p>	25	14.16			32.71	25.05	The Housing Services and Property Services teams work jointly to ensure the time properties remain empty is minimised. The target for 2014-15 was met.

<p>Average void re-let time (calendar days) – St Anns Ward</p> <p><i>Note: This PI measures how long it takes NCH to re-let empty properties from the end of the old tenancy to the start of the new tenancy</i></p>	25	24.19			31.77	30.3	The Housing Services and Property Services teams work jointly to ensure the time properties remain empty is minimised. The target for 2014-15 was met.
--	----	-------	--	---	-------	------	--









AC6-4b Empty properties - Lettable voids

Performance indicator and definition	Target	2014/15			2013/14	2012/13	Latest Note
		Value	Status	Long Trend	Value	Value	
Number of lettable voids – AC - St ann's, Dales & Mapperley <i>Note: Lettable voids are empty properties available for re-letting. They will receive repair work and then be re-let to a new tenant.</i>		24			45	44	The Housing Services and Property Services teams work jointly to ensure the time properties remain empty is minimised with a decrease of 21 properties from the previous year.
Number of lettable voids – Dales Ward <i>Note: Lettable voids are empty properties available for re-letting. They will receive repair work and then be re-let to a new tenant.</i>		6			15	11	The Housing Services and Property Services teams work jointly to ensure the time properties remain empty is minimised with a decrease of 9 properties from the previous year.
Number of lettable voids – Mapperley Ward <i>Note: Lettable voids are empty properties available for re-letting. They will receive repair work and then be re-let to a new tenant.</i>		2			3	3	The Housing Services and Property Services teams work jointly to ensure the time properties remain empty is minimised with a decrease of 1 property from the previous year.
Number of lettable voids – St Anns Ward <i>Note: Lettable voids are empty properties available for re-letting. They will receive repair work and then be re-let to a new tenant.</i>		16			27	30	The Housing Services and Property Services teams work jointly to ensure the time properties remain empty is minimised with a decrease of 11 properties from the previous year.

AC6-4c Empty properties - Decommissioning

Performance indicator and definition	Target	2014/15			2013/14	2012/13	Latest Note
		Value	Status	Long Trend	Value	Value	
Number of empty properties awaiting decommission – Dales Ward <i>Note: This PI shows the number of empty properties which will not be re-let and includes those being decommissioned and / or demolished.</i>		0			2	6	NA
Number of empty properties awaiting decommission – Mapperley Ward <i>Note: This PI shows the number of empty properties which will not be re-let and includes those being decommissioned and / or demolished.</i>		0			5	6	NA
Number of empty properties awaiting decommission – St Anns Ward <i>Note: This PI shows the number of empty properties which will not be re-let and includes those being decommissioned and / or demolished.</i>		5			0	28	This relates to properties at Robin Hood Chase which have subsequently been demolished.

AC6-5 Tenancy sustainment

Performance indicator and definition	Target	2014/15			2013/14	2012/13	Latest Note
		Value	Status	Long Trend	Value	Value	
Percentage of new tenancies sustained - AC - St ann's, Dales & Mapperley <i>Note: This PI measures the number of new tenants who are still in their tenancy 12 months later.</i>	93.5%	96.54%			93.83%	92.67%	Staff have been and continue to work hard in ensuring everything possible is done to assist our customers in sustaining their tenancies.
Percentage of new tenancies sustained - Dales Ward <i>Note: This PI measures the number of new tenants who are still in their tenancy 12 months later.</i>	93.5%	94.12%			92.93%	95.19%	HPm's are working hard to identify possible trends regarding NTQ's and reasons why a tenancy may fail. It is hoped that the new type of tenancy visits will help to bring an upward trend in this PI
Percentage of new tenancies sustained - Mapperley Ward <i>Note: This PI measures the number of new tenants who are still in their tenancy 12 months later.</i>	93.5%	94.87%			100%	91.67%	Staff have been and continue to work hard in ensuring everything possible is done to assist our customers in sustaining their tenancies.
Percentage of new tenancies sustained - St Anns Ward <i>Note: This PI measures the number of new tenants who are still in their tenancy 12 months later.</i>	93.5%	97.61%			93.68%	91.87%	Staff have been and continue to work hard in ensuring everything possible is done to assist our customers in sustaining their tenancies.

Highlight Report - ACF Progress (Environmental)



Programme Name	Area Capital Fund (NCH Environmental Report)
To:	Area Based Budget Steering Group
Date:	Apr-15
Author	Lee Hall
Owner	Dave Halstead
	Contact: 62059
	Contact: 65634

Current Period Report -

The table below is an indication of the current financial status of the programme 2013-15

Area	Ward	Carry Over 14/15	Budget Allocation 15/16	Total Available 15/16	Total Value of Approved Schemes 15/16	Decommitted Schemes 15/16	Total Remaining Funds Available 15/16
6	Dales	£53,438	£43,216	£96,654	£53,525		£43,129
	Mapperley	£29,315	£16,257	£45,572	£23,218		£22,354
	St Ann's	£210,300	£121,854	£332,153	£0		£332,153
	Total	£293,052.75	£181,326.67	£474,379.42	£76,743.00		£397,636

Summary of Objectives Delivered 2014/15

- The total budget allocation for 2014-15 is £2,132,168. This consists of £1,132,168 carry over from 2013-14 plus a £1,000,000 available budget for 2014-15
- There is a total amount of £1,081,577 approved schemes to date for 2014-15
- The amount of funds remaining uncommitted is £1,050,592

Points to Note

- £103,502 is the value of decommitted schemes to date
- There are 2 wards that have not yet made any financial commitments to projects to 2014-15
- £702,543 is the value of works completed to date against the full 2014-15 budget, which includes schemes that were approved late in 2013-14
- We have received approval for 2 large fencing schemes in Bestwood (Raymede Dr) and Arboretum (Birkin Ave) with a combined value of £109,107
- We currently have 15 contribution schemes with a value of £123,052 to be delivered by NCC. This has increased due to a high volume of schemes being approved in The Dales Ward
- Bulwell Forest cancelled the scheme at Flaxton Way as it was completed by others
- Bilborough Ward cancelled the Monkton Drive scheme due to tenant concerns
- Bestwood have cancelled a contribution scheme required at 237 - 261 Beckhampton Road
- St Anns have cancelled the scheme on Comyn Gardens
- During the period of 2014/15 we have provided quotations to the value of £1,854,848 for all the 8 areas across the city

Risk Update

- No risks have been highlighted or identified to raise with the steering group to date

Next Period

- Continue to work with external contractors to complete all approved works.

- To work with Nancy Hudson (NCC) to achieve all spend for all contribution schemes city wide

St Ann's Improvement Plan 2015/16 - Environmental Schemes

No	Address	Nature of scheme	Un M of fencing to be supplied	Scheme issues	Cost	Comments	Commencement date
1	49-93 Luther Close	Creation of private gardens by installing metal intermediate fencing	76	Allows families to enjoy private space	£7,464.00		After approval at June's A/C
2	Lotus Close	Creation of private gardens by installing metal intermediate fencing	TBC	Allows families to enjoy private space	TBC	Should be in close proximity to Luther Close cost - cost to be provided before chairs brief 9/6	After approval at June's A/C
3	Westminster Close	Create a community Garden, including groundwork element, fencing for security and new footpath. Also renovation of the existing timber fencing to 1-1 Westminster.	N/A	Health benefits for families living in this area, reduction in ASB/Drug issues/flytipping and community engagement aspects	£20,000		After approval at June's A/C
4	Rear of Tulip Avenue	Replacement of delapidated wooden knee rail fencing & install knee rail black metal fencing	152	Improve the security of the green space and appearance of the area.	£15,918.00		After approval at June's A/C
5	149-183 Tulip Avenue	Reinstatement of green space and installation of metal knee rail fencing	87	Prevent parking on the verges and improve the visual appearance of the area	£8,906.68		After approval at June's A/C
6	Rear of Lavender/Lobelia	Replacement of delapidated wooden knee rail fencing & install knee rail black metal fencing	163	Improve the security of the green space and appearance of the area.	£18,018.00		After approval at June's A/C
7	Woodborough Road	Installation of knee rail black metal fencing	227	To prevent vehicles from illegally crossing the highway and parking on the verge. Improvement of this area as major gateway out of the city centre	£21,940.00		After approval at June's A/C
8	Westville Gardens	Install 1.1m Black metal bow top fencing around 18-25 and the green space around the flats	133	Fencing is in poor condition in this area and needs upgrading	£15,301.00		After approval at June's A/C
9	195 Abbotford Drive	Knee rail fencing around green space to be installed	32	Prevent parking on the verges and improve the visual appearance of the area	£3,307.00		After approval at June's A/C
10	Walton Terrace	Provide extra metal fencing to ensure each property has their own defensible space	TBC	to ensure each property has their own defensible space	TBC	Cost to be provided before chairs brief 9/6	After approval at June's A/C
11	Billy Gardens Estate	Work TBC	TBC	TBC	TBC		
Total Cost					£110,854.68		

Schemes to be de committed
Pallade Fencing to Westminster Close = £3,928

This page is intentionally left blank

AREA COMMITTEE EAST (ACE) (Dales, Mapperley, St Ann's) – 23rd June 2015

Title of paper:	AREA CAPITAL FUND - 2015/2016 Programme	
Director(s)/ Corporate Director(s):	Andy Vaughan Strategic Director of Commercial and Neighbourhood Services	Wards affected: Dales, Mapperley & St Ann's
Contact Officer(s) and contact details:	Dorothy Holmes Locality Manager 0115 8839804 dorothy.holmes@nottinghamcity.gov.uk Greg Foister Neighbourhood Development Officer – Dales Ward 0115 8839807 greg.foister@nottinghamcity.gov.uk Fi Cusick Neighbourhood Development Officer – Mapperley Ward 0115 8839728 fi.cusick@nottinghamcity.gov.uk Michelle Graley Neighbourhood Development Officer – St Ann's Ward 0115 8839808 michelle.graley@nottinghamcity.gov.uk	
Other officers who have provided input:	Nancy Hudson, Projects Officer, Highway Services Tel: 0115 8765633 Nancy.hudson@nottinghamcity.gov.uk	
Relevant Council Plan Strategic Priority:		
Cutting unemployment by a quarter		<input type="checkbox"/>
Cut crime and anti-social behaviour		<input type="checkbox"/>
Ensure more school leavers get a job, training or further education than any other City		<input type="checkbox"/>
Your neighbourhood as clean as the City Centre		<input type="checkbox"/>
Help keep your energy bills down		<input type="checkbox"/>
Good access to local transport		<input type="checkbox"/>
Nottingham has a good mix of housing		<input type="checkbox"/>
Nottingham is a good place to do business, invest and create jobs		<input type="checkbox"/>
Nottingham offers a wide range of leisure activities, parks and sporting events		<input type="checkbox"/>
Support early intervention activities		<input type="checkbox"/>
Deliver effective, value for money services to our citizens		<input type="checkbox"/>
Summary of issues (including benefits to customers/service users):		
This report provides Councillors with :- <ul style="list-style-type: none"> • Latest spend proposals under the Area Capital Fund including highways and footways 		
Recommendation(s):		
1	a) Note the monies available to Dales, Mapperley and St Ann's Wards for 2015/2016 as outlined in Appendix 1. b) Approve the Area Capital Programme of schemes for Dales, Mapperley and St Ann's for 2015/2016, as set out in Appendix 1. c) Note that the Area Capital programme of schemes for Dales, Mapperley and St Ann's for 2013/2015 as set out in Appendix 2.	

2 REASONS FOR RECOMMENDATIONS

- 2.1 The Nottingham LTP strategy 2011-2026 maintains a commitment to deliver local transport improvements across Nottingham's Neighbourhoods and prioritises small scale transport improvements of importance to local communities.

As part of the budget process Nottingham City Council approved in March **2015** an LTP capital allocation of **£1.25** million citywide between **2015-2016**.

3 BACKGROUND (INCLUDING OUTCOMES OF CONSULTATION)

- 3.1 The Area Capital Programme was established to improve the environment of the neighbourhoods and to create a sense of place for residents in order to improve the quality of life of local people. Since it was established in 2006 to meet the then corporate priority of "Transforming Neighbourhoods" the Area Capital Fund has included a total programme expenditure portfolio of £40 million. The improvements that have been carried out to date using this programme have included footpath, fences, visual enhancements to public realm, refurbishment of parks and improvements to public buildings.
- 3.2 Resources are allocated from the Nottingham City Council general fund, the Local Transport Plan (LTP) and from the Housing revenue Account. To achieve a joint approach to environmental improvements in neighbourhoods, a greater degree of flexibility has been established to prioritise and deliver improvements so that there is a synergy in local solutions for local issues across neighbourhoods.
- 3.3 The programme of works is a rolling programme. There have been instances where schemes are started, with strong community involvement and interest, only to be altered at a later stage due to changing circumstances such as economic conditions and changes in land values.
- 3.4 The Area Committee, particularly community representatives, are invited to comment specifically on those schemes identified in the proposals column and also to consider whether certain schemes can be linked to other programmes of work in order to generate best value and create a greater impact on the local area.

4 OTHER OPTIONS CONSIDERED IN MAKING RECOMMENDATIONS

- 4.1 None

5 FINANCIAL IMPLICATIONS (INCLUDING VALUE FOR MONEY/VAT)

- 5.1 Bringing together the various strands which form part of the Area Capital Programme enables the City Council to respond efficiently in delivering on public realm improvements as identified by local people.

6 RISK MANAGEMENT ISSUES (INCLUDING LEGAL IMPLICATIONS AND CRIME AND DISORDER ACT IMPLICATIONS)

- 6.1 A risk register has been produced which is regularly monitored.

7 EQUALITY IMPACT ASSESSMENT

Has the equality impact been assessed?

Not needed (report does not contain proposals or financial decisions) ✓

No

☐

Yes – Equality Impact Assessment attached

☐

Due regard should be given to the equality implications identified in the EIA

**8 LIST OF BACKGROUND PAPERS OTHER THAN PUBLISHED WORKS OR THOSE
DISCLOSING CONFIDENTIAL OR EXEMPT INFORMATION**

8.1 Highways Framework Agreement.

9 PUBLISHED DOCUMENTS REFERRED TO IN COMPILING THIS REPORT

9.1 Executive board report 24 February 2015, as part of item 15, Medium Term Financial Plan 2015/16-2017/18, under Annex 3, Capital Programme.

Dales Area Capital 2015 - 2016 Programme

Dales LTP schemes

Location	Type	Councillor Prioritised / Area Committee Approved	Estimate	Estimated start date	Completed	Details

Total LTP schemes* £0

Dales Public Realm schemes

Location	Type	Councillor Prioritised / Area Committee Approved	Estimate	Estimated start date	Completed	Details
Dales Ward trees	tree works	Prioritised 21 May 201	£5,000			Contribution to 3 year city-wide programme of felling inappropriately placed trees and replacement tree planting - lead service: Parks & Open Spaces
Dales Ward gating	gate locks	Prioritised 11 June 2015	£1,000			Programme of lock replacement to shared gates across Dales ward - lead service: Neighbourhood Management

Total Public Realm schemes** £6,000

Dales Withdrawn schemes

Location	Type	Reason	Amount	Details

Total Decommitted*** £0

2015-2016 LTP allocation	£68,000
LTP carried forward from 2013-2015	£0
2015 - 2016 Public Realm allocation	£40,800
Public Realm carried forward from 2013-2015	£0
Total Available 2015 - 2016 ACF	£108,800
*Less LTP schemes	- £0
**Less Public Realm schemes	- £6,000
***Decommitted funds	+ £0
Remaining available balance	£103,800
LTP element remaining	£68,000
Public Realm element remaining	£34,800

Mapperley Area Capital 2015 - 2016 Programme

Mapperley LTP schemes

Location	Type	Councillor Prioritised / Area Committee Approved	Estimate	Estimated start date	Completed	Details
Mapperley Road Phase 1	parking	Prioritised 26 May 2015	£20,000			Provision of scheme to alleviate parking issues in the Mapperley Road area - lead service: Traffic & Safety
Belvoir Street area	parking	Prioritised 9 June 2015	£8,500			Residents parking scheme survey looking into issues around obstructive parking on narrow roads

Total LTP schemes* £28,500

Mapperley Public Realm schemes

Location	Type	Councillor Prioritised / Area Committee Approved	Estimate	Estimated start date	Completed	Details
Mapperley Ward Trees	tree works	Prioritised 26 May 2015	£5,000			Contribution to 3 year city-wide programme of felling inappropriately placed trees and replacement tree planting - lead service: Parks & Open Spaces

Total Public Realm schemes** £5,000

Mapperley Withdrawn schemes

Location	Type	Reason	Amount	Details

Total Decommitted*** £0

2015-2016 LTP allocation	£59,000
LTP carried forward from 2013-2015	£0
2015 - 2016 Public Realm allocation	£35,350
Public Realm carried forward from 2013-2015	£450
Total Available 2015 - 2016 ACF	£94,800
*Less LTP schemes	- £28,500
**Less Public Realm schemes	- £5,000
***Decommitted funds	+ £0
Remaining available balance	£61,300
LTP element remaining	£30,500

Public Realm element remaining

£30,800

St Anns Area Capital 2015 - 2016 Programme

St Anns LTP schemes

Location	Type	Councillor Prioritised / Area Committee Approved	Estimate	Estimated start date	Completed	Details
Hungerhill Road	Carriageway	Panel approval 9 April 2015	£49,056			Contribution to resurfacing of Hungerhill Road from Aster Road to Ransom Road (total scheme £111k)
Rothley Avenue/ Anstey Rise	Fencing	Prioritised 2 June 2015	£2,838			Erection of fence to prevent children running off the green on a blind bend

Total LTP schemes* £51,894

St Anns Public Realm schemes

Location	Type	Councillor Prioritised / Area Committee Approved	Estimate	Estimated start date	Completed	Details
St Anns Ward CCTV	security	Prioritised 11 June 2015	£600			to cover works to facilitate deployment of mobile CCTV cameras - lead service: Neighbourhood Management
King Edwards Park	football field	Prioritised 11 June 2015	£3,380			Additional funding to previous scheme, to cover design, planning approval and project management - lead service: Parks & Open Spaces
Sycamore School	floodlighting	Prioritised 26 May 2015	£29,645			Contribution to floodlight works at Sycamore School for community football club (deferred from previous cycle - lead service: TBC
St Anns Ward trees	tree works	Prioritised 17 April 2015	£5,000			Contribution to 3 year city-wide programme of felling inappropriately placed trees and replacement tree planting - lead service: Parks & Open Spaces
Windmill Lane link footpath	wall repair	Panel approval 28 April 2015	£13,133			Repair of wall on link footpath between Windmill Lane and Spalding Road - lead service: Environmental Health

Total Public Realm schemes** £51,758

St Anns Withdrawn Schemes

Location	Type	Reason	Amount	Details

Total Decommited*** £0

2015-2016 LTP allocation	£97,000
LTP carried forward from 2013-2015	£33,749
2015 - 2016 Public Realm allocation	£58,250
Public Realm carried forward from 2013-2015	£23,501

Total Available 2015 - 2016 ACF		£212,500
*Less LTP schemes	-	£51,894
**Less Public Realm schemes	-	£51,758
***Decommitted funds	+	£0
Remaining available balance		£108,848
LTP element remaining		£78,855
Public Realm element remaining		£29,993

St Anns Area Capital 2013 - 2015 Programme

St Anns LTP schemes

Location	Type	Councillor Prioritised / Area Committee Approved	Estimate	Estimated start date	Completed	Details
Hungerhill Road	Carriageway	Panel approval 9 April 2015	£49,056			Contribution to resurfacing of Hungerhill Road from Aster Road to Ransom Road (total scheme £111k)
Rothley Avenue/ Anstey Rise	Fencing	Prioritised 2 June 2015	£2,838			Erection of fence to prevent children running off the green on a blind bend

£51,894

Total LTP schemes*

St Anns Public Realm schemes

Location	Type	Councillor Prioritised / Area Committee Approved	Estimate	Estimated start date	Completed	Details
Sycamore School	floodlighting	Prioritised 26 May 2015	£29,645			Contribution to floodlight works at Sycamore School for community football club (deferred from previous cycle)
St Anns Ward trees	tree works	Prioritised 26 May 2015	£5,000			Contribution to 3 year city-wide programme of felling inappropriately placed trees and replacement tree planting - lead service: Parks & Open Spaces
Windmill Lane link footpath	wall repair	Panel approval 28 April 2015	£13,133			Repair of wall on link footpath between Windmill Lane and Spalding Road

Total Public Realm schemes**

£47,778

St Anns Withdrawn Schemes

Location	Type	Reason	Amount	Details

Total Decommitted***	£0
2015-2016 LTP allocation	£97,000
LTP carried forward from 2013-2015	£33,749
2015 - 2016 Public Realm allocation	£58,250
Public Realm carried forward from 2013-2015	£23,501
Total Available 2015 - 2016 ACF	£212,500
*Less LTP schemes	- £51,894
**Less Public Realm schemes	- £47,778
***Decommitted funds	+ £0
Remaining available balance	£112,828
LTP element remaining	£78,855
Public Realm element remaining	£33,973

This page is intentionally left blank

Title of paper:	Delegated Authority Projects	
Director(s)/ Corporate Director(s):	Andy Vaughan Strategic Director Commercial and Neighbourhood Services	Wards affected: St Ann's Dales Mapperley
Contact Officer(s) and contact details:	Dorothy Holmes, Locality Manager 0115 8839804 Dorothy.holmes@nottinghamcity.gov.uk	
Other officers who have provided input:	<p>Michelle Graley, Neighbourhood Development Officer, St Ann's 0115 8839808 michelle.graley@nottinghamcity.gov.uk</p> <p>Greg Foister, Neighbourhood Development Officer, Dales 0115 8839807 greg.foister@nottinghamcity.gov.uk;</p> <p>Fi Cusick Neighbourhood Development Officer Mapperley 0115 8839806 fi.cusick@nottinghamcity.gov.uk</p> <p>Anita Winter Senior Accounts Technician Anita.Winter@nottinghamcity.gov.uk</p>	

Relevant Council Plan Strategic Priority:	
Cutting unemployment by a quarter	<input type="checkbox"/>
Cut crime and anti-social behaviour	<input type="checkbox"/>
Ensure more school leavers get a job, training or further education than any other City	<input type="checkbox"/>
Your neighbourhood as clean as the City Centre	<input type="checkbox"/>
Help keep your energy bills down	<input type="checkbox"/>
Good access to local transport	<input type="checkbox"/>
Nottingham has a good mix of housing	<input type="checkbox"/>
Nottingham is a good place to do business, invest and create jobs	<input type="checkbox"/>
Nottingham offers a wide range of leisure activities, parks and sporting events	<input type="checkbox"/>
Support early intervention activities	<input type="checkbox"/>
Deliver effective, value for money services to our citizens	<input type="checkbox"/>

Summary of issues (including benefits to customers/service users):	
This report advises the Area Committee of the use of delegated authority by the Director of Communities.	
Recommendation(s):	
1	That the Area Committee note the actions agreed by the Director of Neighbourhood Services in respect of projects and schemes within Area 6, detailed in Appendix 1.

1 REASONS FOR RECOMMENDATIONS

- 1.1 Records detailing Members spending decisions and consultation are shown in the attached Appendix. In accordance with the Constitution the Area Committee is required to note spending decisions taken by Ward Members.

2 BACKGROUND (INCLUDING OUTCOMES OF CONSULTATION)

- 2.1 This action follows the arrangements established by the Executive Board to allow for spending approvals through individual Members budget allocations.

3 OTHER OPTIONS CONSIDERED IN MAKING RECOMMENDATIONS

- 3.1 Covered within the Appendix.

4 FINANCIAL IMPLICATIONS (INCLUDING VALUE FOR MONEY/VAT)

- 4.1 Members have been allocated an individual allocation for 2015/2016 of £5,000 (Agreed at Full Council on the 9th March 2015). Arrangements agreed by Executive Board for spending the money were reported to the Area Committee at its meeting May 2012.
- 4.2 The full balance for 2015/2016 has not been allocated. Further projects will be reported to a subsequent committee.

5 RISK MANAGEMENT ISSUES (INCLUDING LEGAL IMPLICATIONS, CRIME AND DISORDER ACT IMPLICATIONS)

- 5.1 These arrangements provide transparency and regulation to the spending of individual Member's allocation.
- 5.2 The funds allocated by Area Committee are used to address diverse needs from various sections of the community and reduce inequalities.

6 EQUALITY IMPACT ASSESSMENT

Has the equality impact been assessed?

Not needed (report does not contain proposals or financial decisions) ✓

No

☐

Yes – Equality Impact Assessment attached

☐

Due regard should be given to the equality implications identified in the EIA

7 PUBLISHED DOCUMENTS REFERRED TO IN COMPILING THIS REPORT

- 7.1 Executive Board – 20 May 2008 – Ward Member Budgets

8 PUBLISHED DOCUMENTS REFERRED TO IN COMPILING THIS REPORT

- 8.1 Executive board report Area Capital Resource Allocations for 2011-2013 19th July 2011.

Appendix 1

Dales Ward Budget Allocations

THE DALES WARD	Ward Budget
Balance from 14/15	201
Allocation 15/16	15,000
TOTAL FUNDS AVAILABLE	15,201
<u>COMMITTED SCHEMES</u>	
Lets Shine and Giva a Smile	(200)
Total uncommitted	15,001

Analysis	£'s
Unspent Committed Balances b/fwd 14/15	9,169
Uncommitted Balances b/fwd 14/15	201
Balance as at 31/03/2015	9,370
Budget Allocated 15/16	15,000
Balance Available 15/16	24,370
Allocated Funds (Spent & Unspent) 15/16	9,369
Uncommitted Balances as at 31/03/16	15,001
Check	15,001

Mapperley Ward Budget Allocations

Schemes: Mapperley Ward	Councillor(s)	Amount (total)
Friends of Coppice Park Easter Egg Hunt	Cllrs Dewinton, Healy, Molife	200.00
CEO – Community Cycle Cinema	Cllrs Dewinton, Healy, Molife	350.00
EPIC – Good Neighbours/Free4All	Cllrs Dewinton, Healy, Molife	2,640.00
CABRA – Health and Wellbeing Project	Cllrs Dewinton, Healy, Molife	1,946.00
	Total	5,136.00

Unspent as at 31/03/13	28,426
Uncommitted as at 31/03/13	8,540
Balance as at 31/03/2013	36,966
Budget Allocated 13/14	15,000
Balance Available to Spend	51,966
Allocated Funds	52,862
Uncommitted Balances as at 31/03/13	5,840
Budget Allocated 14/15	15,000
Budget allocated 15/16	15,000
Balance Available to Spend	24,104

St Anns Ward Budget Allocation

<i>King Edwards Park Employment Fair – Publicity</i>	£200
3G Camera – Purchase	£3,500
<i>3G Camera 2 x Licensing Fees and Management Cost</i>	£2,075
<i>Literacy Volunteers</i>	£514.50
Grand Total	£6,289.50

Analysis

Unspent Committed Balances b/fwd 14/15	17,470
Uncommitted Balances b/fwd 14/15	29,169
Balance as at 31/03/2015	46,638
Budget Allocated 15/16	15,000
Balance Available to Spend	61,638
Allocated Funds (Spent & Unspent)	6,289
Uncommitted Balances as at 31/03/16	55,349

This page is intentionally left blank